



LIGHTWIDOW FRS-Light Filter Reading Matte Box System User Manual

[Home](#) » [LIGHTWIDOW](#) » LIGHTWIDOW FRS-Light Filter Reading Matte Box System User Manual 



LIGHTWIDOW

FRS-Light Filter Reading Matte Box System
User Manual



Contents

[1 FRS-Light Filter Reading Matte Box System](#)

[2 Documents / Resources](#)

[3 Related Posts](#)

FRS-Light Filter Reading Matte Box System

Lightweight matte box with patent pending filter reading system

Automatically —
reads and displays
inserted filters
on e-paper screen.



Logs filter information to removable
memory and/or camera video file for
later reference during post-production.

Saving time on set can make all the difference — from capturing the perfect shot to saving production costs. The Light Widow FRS-Light matte box is a first of its kind. With our incorporated filter reading system, users can easily swap filters in and out without having to go through the process of adding and removing Velcro filter tags to the side of the matte box.




Using small RFID sticker tags, the FRS-Light detects the type and position of each inserted filter and displays the information so that the cam op and AC can easily keep track of what is in the matte box.



The tags are easily programmable using a phone app. Each filter tag can be programmed to include a custom display name, as well as different background colors and display modes.



All of the filter programming can be done either at the rental house or in prep, leaving the camera crew free to focus on more important things during a shoot.



When the FRS-Light isn't sending filter data directly to the camera, it still will log the information to a removable SD card. Each filter change is logged using timecode so that the filter data can easily be referenced for each take after shooting. By having filter info for each take, post-production specialists have an easier time matching shots with different filters during grading and matching the look of visual effects that are added in post. The information can easily be accessed when needed for pick-up shots as well.




RFID stickers can also be added to self-contained filters such as rota-polas or diopters.






Lightweight and evenly balanced for easy use with gimbals and Steadicam.



In addition to filter tags, the screen can be used for camera information.



For more information, visit
www.LightWidow.com



Documents / Resources



[LIGHTWIDOW FRS-Light Filter Reading Matte Box System](#) [pdf] User Manual
FRSLV1, 2A8WP-FRSLV1, 2A8WPFRSLV1, FRS-Light Filter Reading Matte Box System, FRS-Light, Filter Reading Matte Box System, Reading Matte Box System, Matte Box System, Box System