



LIGHTWARE UCX-4x3-HCM40 DisplayLink Driver Owner's Manual

[Home](#) » [LIGHTWARE](#) » **LIGHTWARE UCX-4x3-HCM40 DisplayLink Driver Owner's Manual**

LIGHTWARE UCX-4x3-HCM40 DisplayLink Driver



Contents

- 1 Description
- 2 Settings in LDC
- 3 Customer Support
- 4 Documents / Resources
 - 4.1 References
- 5 Related Posts

Description

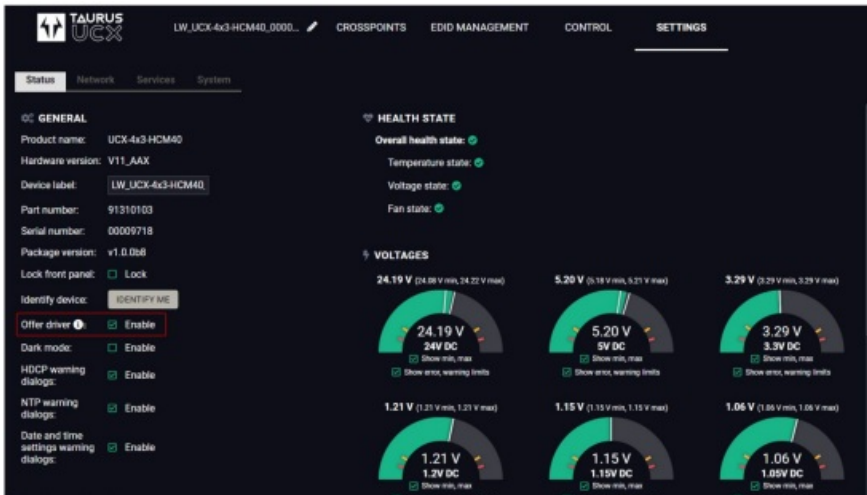
In this guide you can find a step-by-step instruction on how to install the DisplayLink driver on macOS so that transmission of multiple video streams via UCX-4x3-HCM40 becomes possible.

Settings in LDC

Before starting the installation, please make sure that the Offer driver option is enabled. To do this, do the following steps:

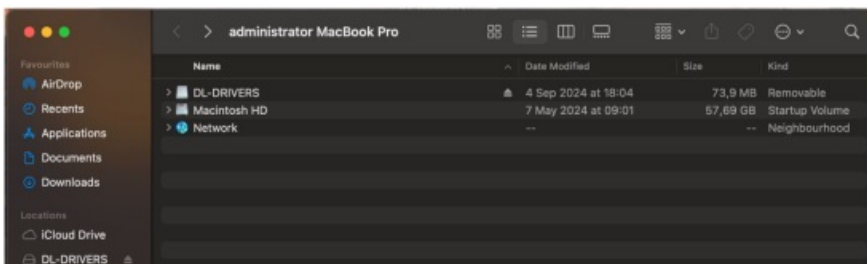
1. Open LDC or the built-in miniweb of the UCX-4x3-HCM40.
2. Navigate to the Settings menu.
3. Under the Status tab, find the Offer driver checkbox. If disabled, enable it by checking the box.

Enabling the DisplayLink driver in LDC



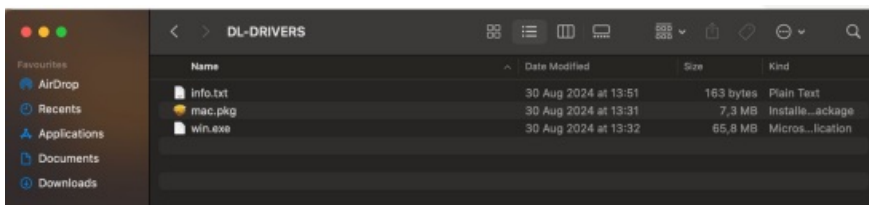
4. Connect the USB-C cable between the UCX and the mac.
5. Navigate to the Computer window to see a mass storage named DL-DRIVERS.

DL-DRIVERS mass storage

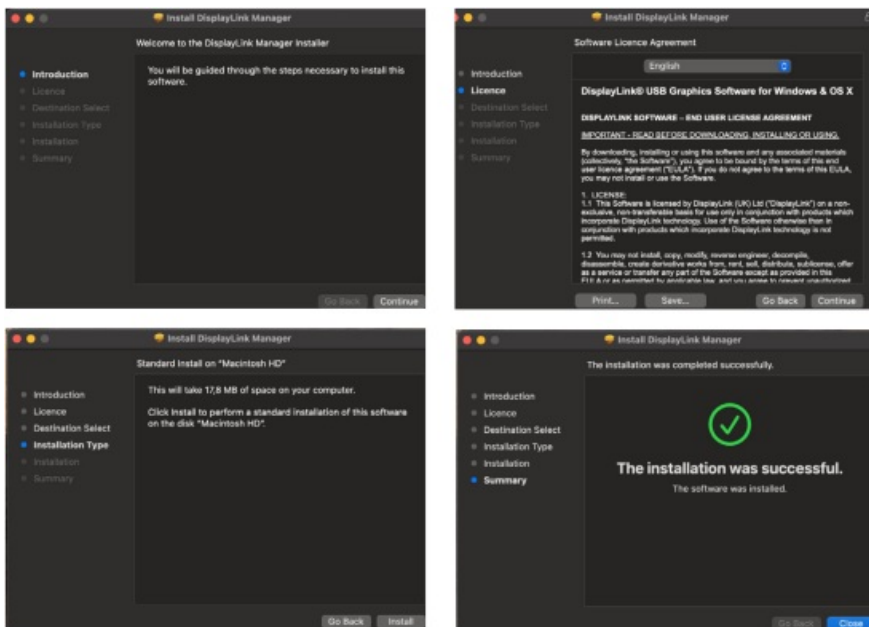


6. Inside you can find the mac.pkg installer file.

The installer files on the mass storage



7. Run the installer and follow the appearing instructions.

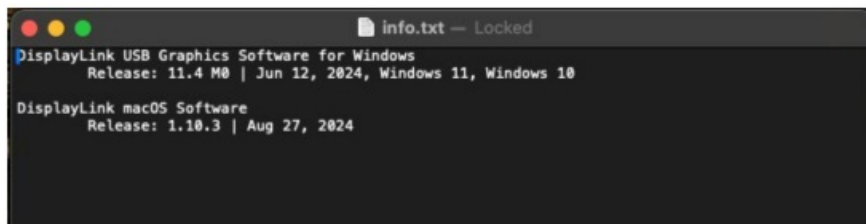


After the installation is completed, the DisplayLink driver starts immediately and transmission of two video streams begins through the USB-C cable.



You can find the driver versions in the info.txt file next to the installers.

The driver versions inside the .txt file



Customer Support



Peterdy 15, Budapest H-1071, Hungary



+36 1 255 3800



sales@lightware.com



www.lightware.com



LIGHTWARE
INNOVATIVE. RELIABLE. MADE IN EUROPE.

Documents / Resources



[LIGHTWARE UCX-4x3-HCM40 DisplayLink Driver](#) [pdf] Owner's Manual
UCX-4x3-HCM40 DisplayLink Driver, UCX-4x3-HCM40, DisplayLink Driver, Driver

References

- [User Manual](#)

[Manuals+](#), [Privacy Policy](#)

This website is an independent publication and is neither affiliated with nor endorsed by any of the trademark owners. The "Bluetooth®" word mark and logos are registered trademarks owned by Bluetooth SIG, Inc. The "Wi-Fi®" word mark and logos are registered trademarks owned by the Wi-Fi Alliance. Any use of these marks on this website does not imply any affiliation with or endorsement.