



# LIGHTWARE UBEX Series Matrix Application Mode User Manual

[Home](#) » [LIGHTWARE](#) » LIGHTWARE UBEX Series Matrix Application Mode User Manual 

## LIGHTWARE UBEX Series Matrix Application Mode



### Contents

- [1 Important Safety Instructions](#)
- [2 Waste Electrical & Electronic Equipment WEEE](#)
- [3 Common Safety Symbols](#)
- [4 Documents / Resources](#)
  - [4.1 References](#)
- [5 Related Posts](#)

## Important Safety Instructions



### Class I apparatus construction.

This equipment must be used with a mains power system with a protective earth connection. The third (earth) pin is a safety feature, do not bypass or disable it. The equipment should be operated only from the power source indicated on the product.

To disconnect the equipment safely from power, remove the power cord from the rear of the equipment or from the power source. The MAINS plug is used as the disconnect device, the disconnect device shall remain readily operable.

There are no user-serviceable parts inside of the unit. Removal of the cover will expose dangerous voltages. To avoid personal injury, do not remove the cover. Do not operate the unit without the cover installed.

The appliance must be safely connected to multimedia systems.  
Follow instructions described in this manual.

	<b>CAUTION</b>	<b>AVIS</b>	
	RISK OF ELECTRIC SHOCK DO NOT OPEN RISQUE DE CHOC ELECTRIQUE NE PAS OUVRIR		

**Ventilation**

For the correct ventilation and to avoid overheating, ensure enough free space around the appliance. Do not cover the appliance, leave the ventilation holes free and never block or bypass the ventilators (if there are any).

**WARNING**

To prevent injury, the apparatus is recommended to be securely attached to the floor/wall or mounted in accordance with the installation instructions. The apparatus shall not be exposed to dripping or splashing, and no objects filled with liquids, such as vases, shall be placed on the apparatus. No naked flame sources, such as lit candles, should be placed on the apparatus.

**Waste Electrical & Electronic Equipment WEEE**








■ This marking shown on the product or its literature, indicates that it should not be disposed of along with other household wastes at the end of its working life.  
To prevent possible harm to the environment or human health from uncontrolled waste disposal, please separate this from other types of wastes and recycle it responsibly to promote the sustainable reuse of material resources. Household users should contact either the retailer where they purchased this product, or their local government office for details of where and how they can take this item for environmentally safe recycling. Business users should contact their supplier and check the terms and conditions of the purchase contract. This product should not be mixed with other commercial wastes for disposal.


**Caution: Laser product**



**Common Safety Symbols**

Symbol	Description
	Alternating current
	Protective conductor terminal
	Caution, possibility of electric shock
	Caution
	Laser radiation

## Documents / Resources

	<a href="#">LIGHTWARE UBEX Series Matrix Application Mode</a> [pdf] User Manual UBEX Series Matrix Application Mode, UBEX Series, Matrix Application Mode, Application Mode, Mode
---	--

## References

- [User Manual](#)

### [Manuals+](#). [Privacy Policy](#)

This website is an independent publication and is neither affiliated with nor endorsed by any of the trademark owners. The "Bluetooth®" word mark and logos are registered trademarks owned by Bluetooth SIG, Inc. The "Wi-Fi®" word mark and logos are registered trademarks owned by the Wi-Fi Alliance. Any use of these marks on this website does not imply any affiliation with or endorsement.