



LightsOn App in App Store or Google Play User Guide

[Home](#) » [LIGHTSON](#) » LightsOn App in App Store or Google Play User Guide 


Contents

- [1 LightsOn App in App Store or Google Play](#)
- [2 Get started](#)
- [3 Pairing a lamp](#)
- [4 Grouping your lamps](#)
- [5 Documents / Resources](#)
 - [5.1 References](#)
- [6 Related Posts](#)



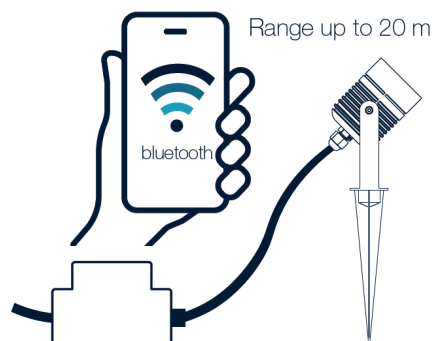
LightsOn App in App Store or Google Play





Get started

- Download the Lights On app in App Store or Google Play. Alternative use the general app Smart Life.
- Make sure to turn on Bluetooth on your mobile device and to connect the lamp to a Lights On transformer.
- We recommend you to pair all your lamps before installing them in your outdoor area.




Pairing a lamp

When you connect power to the lamp the first time, it will start blinking*. It means that it is in pairing mode. Open the Lights On Smart app and tap on the + button in the top right corner. Auto Scan starts automatically. Follow the instructions in app. When your lamp has been found tap Next. When pairing is completed. It might be helpful to rename by tapping on the pen/edit button. Finish the pairing process by tapping Done.



To add more lamps, repeat the above instructions.

- * If the lamp is not blinking, you need to activate pairing mode manually. You do this by removing and inserting the power cord to the lamp 3 times rapidly (1 second off and 1 second on...). The lamp starts blinking when it's in pairing mode.



Grouping your lamps

Make sure all the lamps are paired before starting to group the lamps.

1. Choose one of the lamps in the app and then click the pen/edit button in the top right corner, then click "Create Group".
2. Choose the lights you want to group from the list and name the group.




Now you can synchronize the colors within the group. You can also turn on and off the whole group as well as set moods with one tap.

Note! You can't group multi cultured smart lights with white smart lights.

Lights On AB

- Terminalgatan 3
- 23539 Vellinge
- Sweden
- +46 (0)40 60 20 750
- info@lightson.se
- www.lightson.se

Documents / Resources

 The thumbnail shows the cover of a 'LIGHTSON GARDEN LIGHTER' user guide. It features a 'QUICK START GUIDE' section with icons for 'Get started', 'Pairing a lamp', and 'Connecting your device'. The cover also includes the Lightson logo and a small image of a garden lamp.	<p>LIGHTSON LightsOn App in App Store or Google Play [pdf] User Guide</p> <p>LightsOn App in App Store or Google Play, LightsOn App, App in App Store, LightsOn</p>
--	---

References

-  [LightsOn - trädgårdsbelysning](#)