



[Home](#) » [LIGHTSHARE](#) » **LIGHTSHARE ZLS2Z6FT Lighted Solar Palm Tree User Guide** 

Contents [[hide](#)]

- [1 LIGHTSHARE ZLS2Z6FT Lighted Solar Palm Tree](#)
- [2 INTRODUCTION](#)
- [3 SPECIFICATION](#)
- [4 DIRECTIONS FOR INSTALLATION](#)
- [5 IMPORTANT SAFETY INSTRUCTIONS](#)
- [6 TROUBLESHOOTING](#)
- [7 PROS & CONS](#)
- [8 WARRANTY](#)
- [9 FREQUENTLY ASKED QUESTIONS](#)
- [10 References](#)



LIGHTSHARE ZLS2Z6FT Lighted Solar Palm Tree



INTRODUCTION

Transform your outdoor area into a tropical paradise with the LIGHTSHARE ZLS2Z6FT Lighted Solar Palm Tree. This sophisticated 6-foot artificial palm tree, priced at **\$125.00**, was introduced in 2023 by LIGHTSHARE, a reputable manufacturer of decorative lighting. It imparts an island atmosphere to any patio, garden, or party setting, standing at 72 inches in height and 36 inches in width. The curved silhouette, natural fabric leaves, and lifelike twin trunk design contribute to the realism of the piece, while the 184 built-in LED lights emit a warm, inviting radiance. Most importantly, it is solar-powered, eliminating the necessity for unsightly connections or additional electric expenses. The tree is designed for year-round use in both indoor and outdoor environments, as it contains four ground stakes for secure placement and a heavy-duty base and robust metal trunk. This palm tree is a distinctive and energy-efficient centerpiece for any occasion, whether you are hosting a luau or decorating for the holidays.

SPECIFICATION

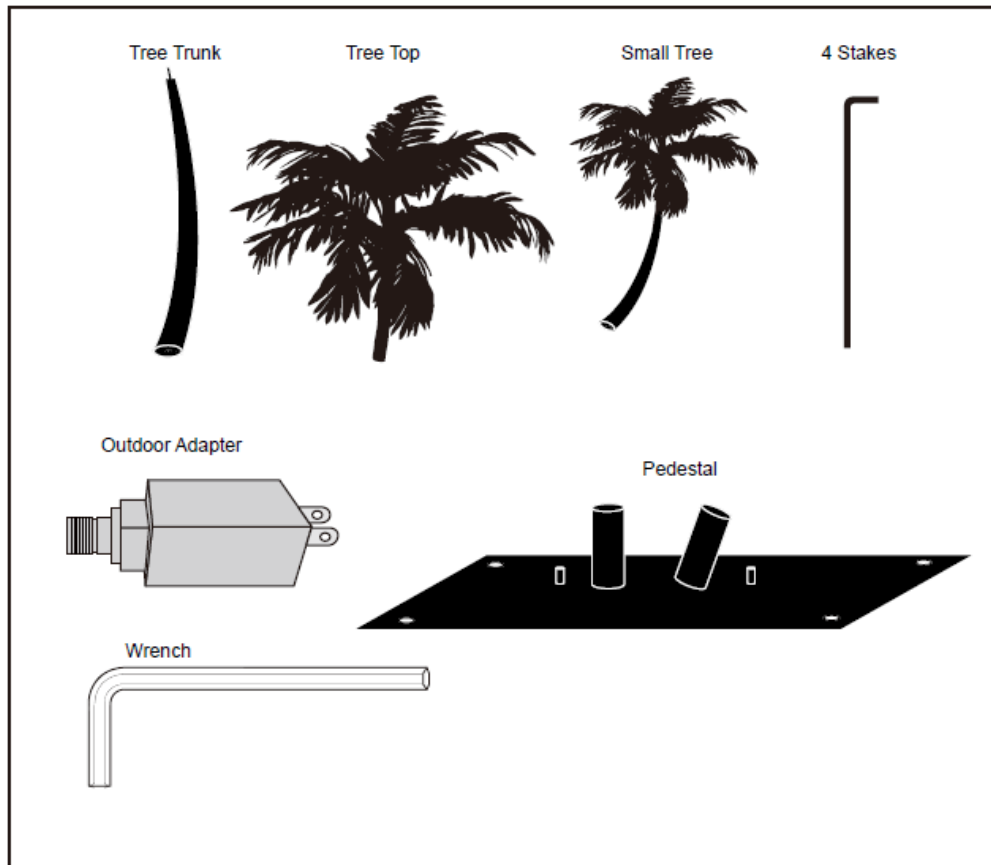
Product Name	LIGHTSHARE ZLS2Z6FT Lighted Solar Palm Tree
Brand	LIGHTSHARE
Model Number	ZLS2Z6FT
Height	6 feet
Product Dimensions	36"D x 36"W x 72"H
Material	Plastic with metal trunk and natural fabric leaves
Color	Green
Light Count	184 LEDs
Power Source	Solar-powered
Special Feature	Energy-saving, solar powered, no transformer needed
Design Style	Twin palm trees with curved trunks and lifelike design
Trunk & Base	Metal trunk and heavy-duty base with 4 ground stakes for stability
Use Cases	Indoor and outdoor décor, patio, home, office, garden, party, Christmas, nativity scene
Occasion	All occasions and themes, including Christmas and tropical events
Seasonality	All Seasons
Item Package Quantity	1
Recommended Uses	Indoor and outdoor decoration

Price

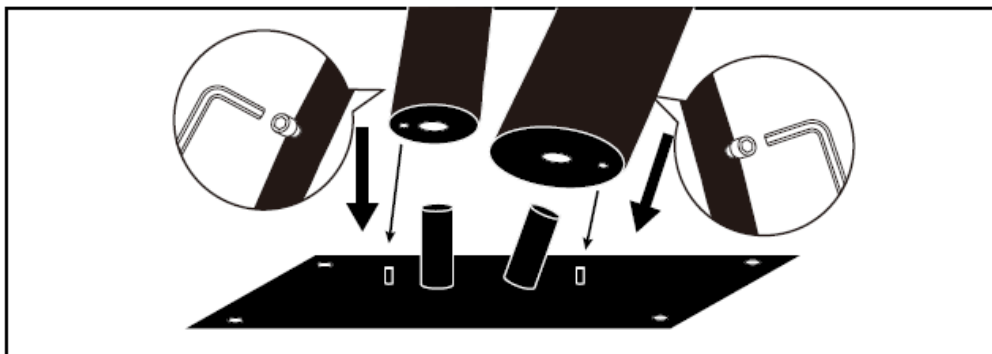
\$125.00

DIRECTIONS FOR INSTALLATION

1. Take out the product from the package.




2. Insert the tree trunk and small tree to the base and fix with screws.



3. Find the wire joints inside the upper & bottom trunks. Connect the joints, insert the upper trunk into the bottom one and fix with screw.



4. Connect the power adapter. Fix the base with ground stakes(when using outdoors).



5. Wrapping the tree trunk with string lights from the top to the bottom. Spreading the leaves to make it look full, at your own choice.

Important Notes:

This product is not designed to withstand strong winds. Please keep the product sheltered from extreme weather. Please be aware of the notch when connecting the wire between the top part and the bottom part.

- **Power supply:** 24V adapter, IP44 rainproof
- **Input:** 120V AC 50/60Hz
- **Output:** 24V DC 6W

IMPORTANT SAFETY INSTRUCTIONS

When using outdoors, please install it to a covered weather-proof GFCI electrical outlet.

Make sure the adapter and cord are assembled correctly and secured tightly to prevent water.

1. Please read and follow all instructions and warnings on the instructions and product carefully before using.
2. Retain the instruction for future reference.
3. This product is to be used only as intended.
4. For indoor/ outdoor use.
5. If using outdoors, connect the product to a Ground Fault Circuit Interrupter (GFCI) receptacle.
6. Do not mount or place near gas or electric heaters, fireplaces, candles or other similar sources of heat.
7. Do not secure the wires with staples, nails, or anything sharp which may cut the wire and insulation.
8. This is an electric product, not a toy! To avoid the risk of fire, burns, personal injury and electric shock, it should not be played with or placed where children can reach it.
9. Avoid the product and extension cords being caught by doors or windows, which may damage the wire and insulation.

TROUBLESHOOTING

The whole tree doesn't light up:

Firstly, please check if the components have been connected normally; Second, check the plug cord has been connected properly to the adapter in the right position of male and female connection; Last, check if the adapter works or not by switching to another same adapter.

One or more of the branches don't light up:

Please check that each bulb on the unlit branch has been well welded by touching it slightly or bending the branch slightly. If it doesn't work, please follow step 3.

Any problem not mentioned above or unsolved:

Please contact us at service@ehomeinc.com for assistance.

WARRANTY

Lightshare guarantees that this product is free of defects in material and workmanship, and provides a one-year limited hardware warranty for the product commencing from the date of purchase. Please keep your receipt for proof of purchase. This product is designed for light or decoration usage only. Using this device in any other capacity voids the warranty. The warranty offered covers normal use. Defects or damage that result from improper operation, storage, misuse or abuse, accident or neglect, which are not the fault of Lightshare, are excluded from warranty coverage.

WARNING!

- This product contains small parts that may cause suffocation if swallowed by children.
- The product is not a toy, supervise children when using the lights.

Distributed by E HOME INTERNATIONAL INC.

- 725 Old Norcross Rd. Ste D, Lawrenceville, GA 30046 Customer Service Line: [888-997-9468](tel:888-997-9468)
- www.ehomeinc.com
- service@ehomeinc.com

PROS & CONS

Pros

- Realistic twin trunk and curved leaf design
- Solar-powered for energy efficiency and eco-friendliness
- Built-in 184 LEDs create beautiful ambient lighting
- Durable metal base ensures year-round stability
- Versatile for all seasons and occasions

Cons

- Price may be high for casual buyers
- Requires direct sunlight for optimal lighting
- Assembly may take some time
- Cannot customize light color or brightness
- Fabric leaves may fade over extended outdoor use

WARRANTY

The **LIGHTSHARE ZLS2Z6FT Lighted Solar Palm Tree** typically comes with a **standard 1-year manufacturer's warranty** covering defects in materials or workmanship. During this period, LIGHTSHARE offers support for issues related to LED failure, structural integrity, or faulty solar functionality. The warranty does not cover damage caused by misuse, weather exposure beyond intended use, or unauthorized modifications. For best results, retain the original packaging and proof of purchase. Customers can contact the manufacturer's service team for troubleshooting or replacement assistance within the warranty term.

FREQUENTLY ASKED QUESTIONS

How many times can each branch be bent?

Please do not bend each branch more than 5 times as high-frequency bend will loose the connection between branches and also affect the appearance. If there is a loose, you are advised to bind it with an electrical tape in similar color of branches.

If one of lights doesn't work, will it affect the run of the others?

The others will not be affected and could work normally.

Is the power supply safe for running?

The voltage output of the power adapter is 24V. This product runs steadily and safely under the correct voltage.

How do I secure the LIGHTSHARE ZLS2Z6FT Palm Tree outdoors?

Use the included four ground stakes to firmly anchor the heavy-duty base to the ground, ensuring stability during windy conditions.

What should I do if the solar panel on my LIGHTSHARE ZLS2Z6FT isn't charging properly?

Clean the solar panel surface to remove any dirt or debris blocking sunlight. Make sure it receives 6+ hours of direct sunlight daily. Check for any damage to wiring or the panel itself.

How many LED lights does the LIGHTSHARE ZLS2Z6FT Solar Palm Tree have?

It comes equipped with 184 vibrant LEDs that create a bright and colorful ambiance when lit.

Does the LIGHTSHARE ZLS2Z6FT offer any automatic lighting features?

It generally includes a light sensor to automatically turn the LED lights on at dusk and off at dawn, saving energy and enhancing convenience.

DOWNLOAD THE PDF: [LIGHTSHARE ZLS2Z6FT Lighted Solar Palm Tree User Guide-Device.Report](#)

References

- [User Manual](#)

■ LIGHTSHARE

◆ B0CJY2C3W9, Lighted Solar Palm Tree, LIGHTSHARE, LIGHTSHARE ZLS2Z6FT, user guide, ZLS2Z6FT

Leave a comment

Your email address will not be published. Required fields are marked *

Comment *

Name

Email

Website

☐ Save my name, email, and website in this browser for the next time I comment.

Post Comment

Search:

e.g. whirlpool wrf535swhz

Search

[Manuals+](#) | [Upload](#) | [Deep Search](#) | [Privacy Policy](#) | [@manuals.plus](#) | [YouTube](#)

This website is an independent publication and is neither affiliated with nor endorsed by any of the trademark owners. The "Bluetooth®" word mark and logos are registered trademarks owned by Bluetooth SIG, Inc. The "Wi-Fi®" word mark and logos are registered trademarks owned by the Wi-Fi Alliance. Any use of these marks on this website does not imply any affiliation with or endorsement.