



LightCloud LED A19 Bulb with Tunable White Instruction Manual

[Home](#) » [LightCould](#) » LightCould LED A19 Bulb with Tunable White Instruction Manual 



Lightcloud®

Welcome
Lightcloud

LED A19 with Tunable White
LCBA19-6-E26-9TW-F-C-SS

WE'RE HERE TO HELP:

1(844) LIGHTCLOUD

1(844)554-4825

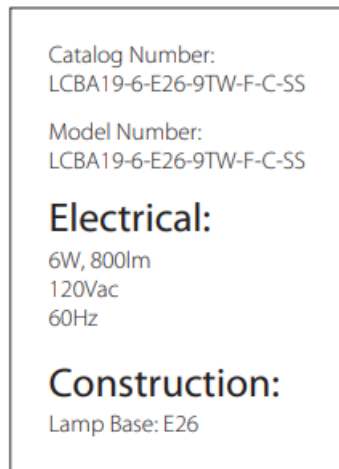
Contents

- 1 Hello
- 2 Product Features & Specifications
- 3 Safety Information
- 4 Installing your Lightcloud Blue Lamp
 - 4.1 Pre-Installation
- 5 Controlling your Lightcloud Blue Device
- 6 Setting Device to Pairing Mode
- 7 Functionality
- 8 FCC Information:
- 9 Documents / Resources
- 10 Related Posts

Hello

Lightcloud Blue is a wireless lighting control system that allows you to control RAB Lighting's various compatible devices with your mobile device. Lightcloud Blue lamps are wirelessly controlled locally via the Lightcloud Blue app. Get even more features like secure remote control capability from anywhere that has an internet connection. Lightcloud Gateway and Bridge devices are required to access premium features.

Product Features & Specifications



Direct Connect LED, No Gateway or Hub required

Wirelessly control from your mobile device

On, off, and dimming

Color tuning

Wireless remote control

Create custom scenes

Lived-in look vacation mode

Sensor compatible

Schedules and automation

SmartShift automated circadian schedule

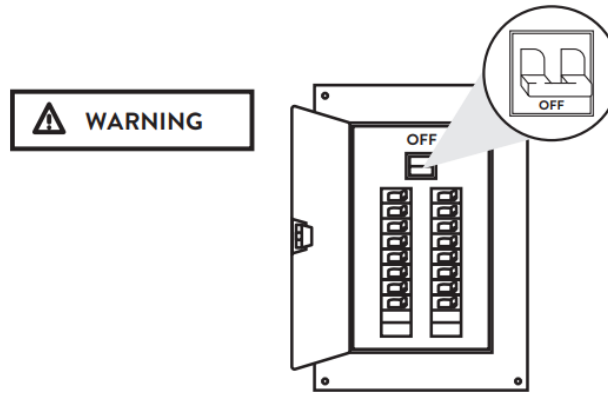
Safety Information

- Not suitable for use with dimmers and sensors unless specifically designed for RAB Lightcloud Blue Lamps.
- Risk of electric shock.
- Do not use where directly exposed to water.
- Not intended for use with emergency exit fixtures or emergency lights.
- Only install in operating environments between -4°F and 113°F (-20°C to 45°C).
- Only use the control provided with or specified by these instructions to control this lamp. This lamp will not operate properly when connected to a standard (incandescent) dimmer or dimming control.
- CAUTION – RISK OF ELECTRIC SHOCK. Do not use if the outer lamp envelope is damaged or broken.

WE'RE HERE TO HELP:
1(844) LIGHTCLOUD
1(844) 554-4825

Installing your Lightcloud Blue Lamp

Pre-Installation



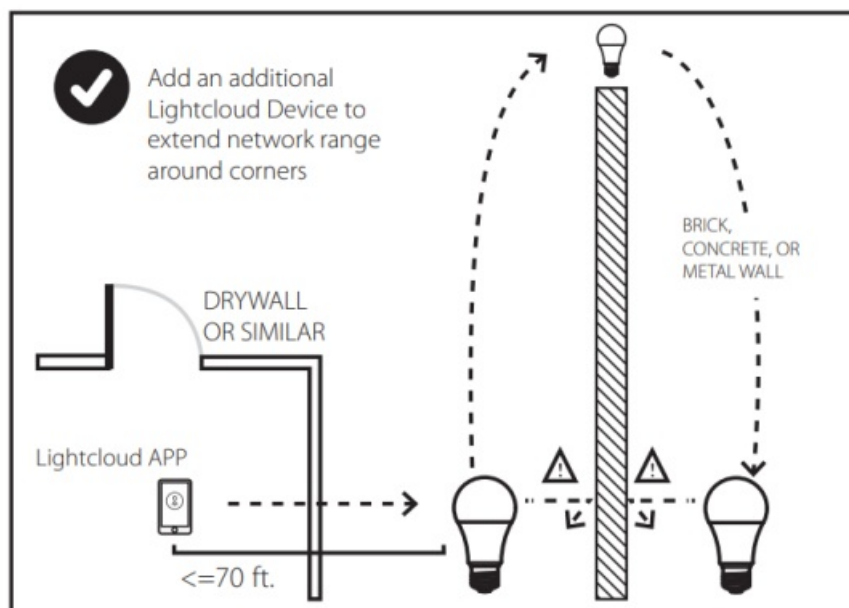
Turn off power

- Place the wall switch in the off position.
- Turn off the main power at the breaker panel or remove the fuse from the fuse box.

Find a suitable location

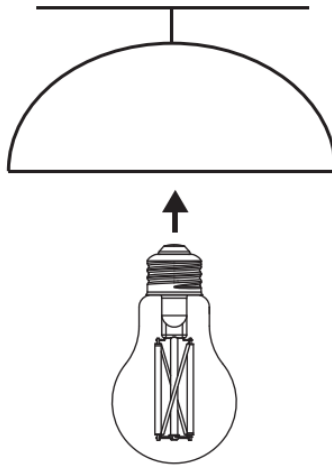
Use these guidelines when installing devices:

- If there is a clear line of sight between a Lightcloud Blue Smart A19 and another Lightcloud Blue device they can be placed up to 200 feet apart.
- If a Lightcloud Blue Smart A19 and another Lightcloud Blue device are separated by ordinary drywall construction, try to keep them within 70 ft. of each other.
- Brick, concrete, and steel construction may require additional Lightcloud Blue devices to go around the obstruction.



Connect the device to power.

After installed, turn the power on and the lamp will enter pairing mode automatically if it has not already been paired. Once the lamp has been paired, it will indicate by flashing on and off 5 times and then dim to 30% brightness.



Controlling your Lightcloud Blue Device

1. Confirm your device is connected and powered on.
2. Download the Lightcloud app from the Apple App Store or Google Play store.
- 3.



Launch the App and create an account.




4. Tap the “add device” icon in the app to start connecting devices.
5. Follow the remaining steps in the app. Create areas, groups, and scenes to organize and control your devices.
6. You’re all set!

Setting Device to Pairing Mode

If your Lightcloud Blue Smart A19 is already paired, you can reset it by using the below methods.

Method 1: Manual 1-10 devices

Power the lamp off and on 5 times consecutively. Do not allow more than 2 seconds to elapse between switching. The lamp will flash 3 times, then reset to 100% brightness at default CCT.



Functionality

Configuration

All configurations of Lightcloud Blue products may be performed using the Lightcloud Blue app.

WE'RE HERETO HELP:
1 (844) LIGHT CLOUD
1 (844) 544-4825
support@lightcloud.com

FCC Information:

This device complies with Part 15 of the FCC Rules. Operation is subject to the following two conditions: 1. This device may not cause harmful interference, and 2. This device must accept any interference received, including interference that may cause undesired operation.

Note: This device has been tested and found to comply with the limits for Class B digital devices pursuant to Part 15 Subpart B, of the FCC rules. These limits are designed to provide reasonable protection against harmful interference in a residential environment. This equipment generates, uses, and can radiate radio frequency energy, and if not installed and used in accordance with the instruction manual, may cause harmful interference to radio communications. However, there is no guarantee that interference will not occur in a particular installation. If this equipment does cause harmful interference to radio or television reception, which can be determined by turning the equipment off and on, the user is encouraged to try and correct the interference by one or more of the following measures:

- Reorient or relocate the receiving antenna.
- Increase the separation between the equipment and receiver.
- Connect the equipment into an outlet on a circuit different from that to which the receiver is connected.
- Consult the dealer or an experienced radio/TV technician for help.

To comply with the FCC's RF exposure limits for general population / uncontrolled exposure, this transmitter must be installed to provide a separation distance of at least 20 cm from all persons and must not be co-located or operating in conjunction with any other antenna or transmitter. The manufacturer is not responsible for any radio or TV interference caused by unauthorized modifications to this equipment. Such modifications could void the user's authority to operate the equipment.

CAUTION: Changes or modifications to this equipment not expressly approved by RAB Lighting may void the user's authority to operate this equipment.



Lightcloud®

Lightcloud Blue is a wireless lighting control system.
It's powerful and flexible, yet easy to use and install.

Learn more at www.lightcloud.com

1(844) LIGHTCLOUD

1(844) 554-4825

RAB®

©2022 RAB LIGHTING Inc.

Made in China.

Pat. rablighting.com/ip



[LightCould LED A19 Bulb with Tunable White](#) [pdf] Instruction Manual
BLEFILAMENT, 2AXD8-BLEFILAMENT, 2AXD8BLEFILAMENT, LCBA19-6-E26-9TW-F-C-SS,
LED A19 Bulb with Tunable White, LED A19, Bulb with Tunable White