




Lightcloud LCBA19-10-E26-9TW-SS-NS Tunable Light User Manual

[Home](#) » [Lightcloud](#) » Lightcloud LCBA19-10-E26-9TW-SS-NS Tunable Light User Manual 

Contents

- 1 Lightcloud LCBA19-10-E26-9TW-SS-NS Tunable Light
- 2 Product Features
 - 2.1 Electrical
- 3 Safety Information
- 4 Installing your Lightcloud Blue Lamp
- 5 Controlling your Lightcloud Blue Device
- 6 Setting Device to Pairing Mode
- 7 Functionality
- 8 FCC STATEMENT
- 9 Documents / Resources
 - 9.1 References
- 10 Related Posts



Lightcloud LCBA19-10-E26-9TW-SS-NS Tunable Light



Hello

Lightcloud Blue is a Bluetooth mesh wireless lighting control system that allows you to control RAB's various compatible devices. With RAB's patent-pending Rapid Provisioning technology, devices can be quickly and easily commissioned for residential and large commercial applications using the Lightcloud Blue mobile app. Each device in a system can communicate with any other device, eliminating the need for a Gateway or Hub and maximizing the control system's reach.

Product Features

- Direct Connect LED, No Gateway or Hub required
- Wireless control from your mobile device
- On/off and dimming
- Tunable White
- Create custom scenes
- Activity Mode
- Sensor compatible
- Schedules and automationsSmartShift™ automated circadian schedule

Catalog Number: LCBA19-10-E26-9TW-SS-NS

Model Number: LCBA19-10-E26-9TW-SS-NS

Electrical

- 10W, 800lm

- 120Vac, 60HzC

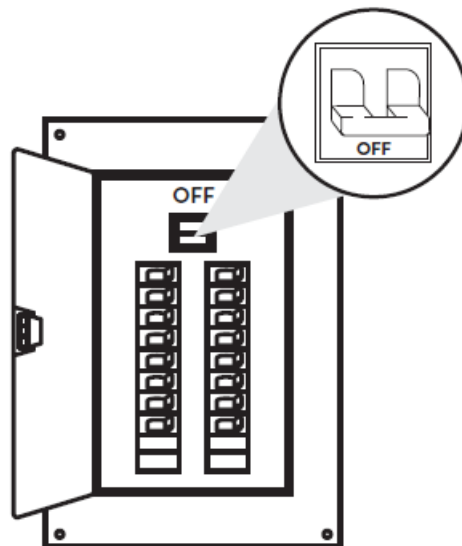
Construction: Lamp Base: E26

Safety Information

- Not suitable for use with dimmers and sensors unless specifically designed for RAB Lightcloud Blue Lamps.
- Risk of electric shock.
- Do not use where directly exposed to water.
- Not intended for use with emergency exit fixtures or emergency lights.
- Only install in operating environments between -4°F and 104°F (-20°C to 40°C).
- Only use the control provided with or specified by these instructions to control this lamp. This lamp will not operate properly when connected to a standard (incandescent) dimmer or dimming control.

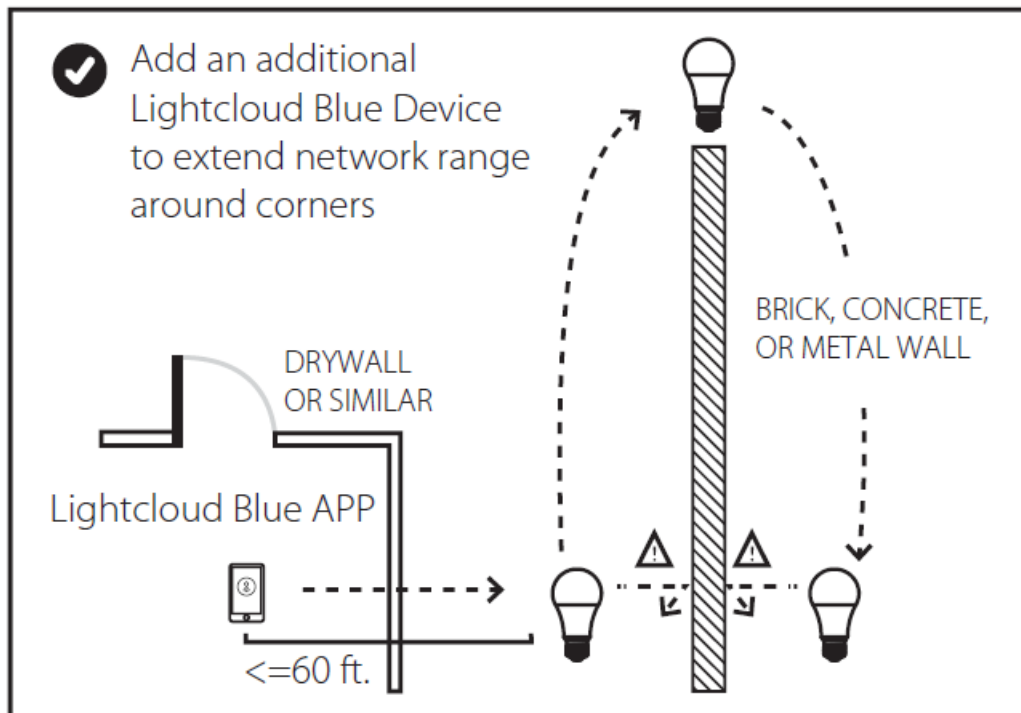
Installing your Lightcloud Blue Lamp

Turn off power



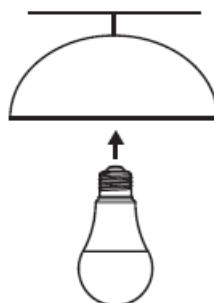
- Place the wall switch in the off position.
- Turn off the main power at the breaker panel or remove the fuse from the fuse box.

Find a suitable location



- Lightcloud Blue devices should be positioned within 60 ft. of each other.
- Building materials such as brick, concrete and steel construction may require additional Lightcloud Blue devices to extend around an obstruction.

Connect the device to power



- For first time use, the lamp will be ready to pair to the Lightcloud Blue app.
- Power on the lamp to enter pairing mode.
- While pairing, the lamp will flash on/off 5x and then dim and flash on/off 3x to indicate that it has been paired as an Ungrouped Device in the Lightcloud Blue app.


Controlling your Lightcloud Blue Device

1. Confirm your device is connected and powered on.
2. Download the Lightcloud Blue app from the Apple® App Store or Google® Play store.



3. Launch the App and create an account.



4. Tap the “add device” icon in the app to start connecting devices. 
5. Follow the remaining steps in the app. Create areas, groups, and scenes to organize and control your devices.
6. You’re all set!

Setting Device to Pairing Mode

To restore your Lightcloud Blue A19 Tunable White to factory settings, use the following methods.

Method 1: Delete from App

- Open the app and access the device settings for the paired device. Be sure that the lamp is online and select “Delete”.

Method 2: Manual



- Power the lamp off and on 5 times consecutively.
- Do not allow more than 2 seconds to elapse between switching.
- The lamp will flash 3 times, then reset to 100% brightness at default CCT.

Method 3: Rapid Reset Tool



- The rapid reset process must be done by professional electricians qualified by RAB. Reach out to your RAB sales manager to request a Rapid Reset Tool.
- The tool simply needs to be placed directly on the lamp for 2 seconds. The lamp will flash 3 times, then reset to 100% brightness at default CCT.

Functionality

Configuration

- All configurations of Lightcloud Blue products may be performed using the Lightcloud Blue app.

Emergency default

- If communication is lost, the Lightcloud Blue lamps may fall back to a specific state, such as turning the Lightcloud Blue lamps on.

FCC STATEMENT

This device complies with Part 15 of the FCC Rules. Operation is subject to the following two conditions

1. This device may not cause harmful interference.
2. This device must accept any interference received, including interference that may cause undesired operation.

Note: This device has been tested and found to comply with the limits for Class B digital devices pursuant to Part 15 Subpart B, of the FCC rules. These limits are designed to provide reasonable protection against harmful interference in a residential environment. This equipment generates, uses, and can radiate radio frequency energy, and if not installed and used in accordance with the instruction manual, may cause harmful interference to radio communications. However, there is no guarantee that interference will not occur in a particular installation. If this equipment does cause harmful interference to radio or television reception, which can be determined by turning the equipment off and on, the user is encouraged to try and correct the interference by one or more of the following measures:

- Reorient or relocate the receiving antenna.
- Increase the separation between the equipment and the receiver.
- Connect the equipment into an outlet on a circuit different from that to which the receiver is connected.
- Consult the dealer or an experienced radio/TV technician for help.

To comply with the FCC's RF exposure limits for general population / uncontrolled exposure, this transmitter must be installed to provide a separation distance of at least 20 cm from all persons and must not be co-located or operating in conjunction with any other antenna or transmitter. The manufacturer is not responsible for any radio or TV interference caused by unauthorized modifications to this equipment. Such modifications could void the user's authority to operate the equipment.

CAUTION: Changes or modifications to this equipment not expressly approved by RAB Lighting may void the user's authority to operate this equipment.


Lightcloud Blue is a Bluetooth mesh wireless lighting control system that allows you to control RAB's various compatible devices. With RAB's patent-pending Rapid Provisioning technology, devices can be quickly and easily commissioned for residential and large commercial applications using the Lightcloud Blue mobile app. Each device in a system can communicate with any other device, eliminating the need for a Gateway or Hub and maximizing the control system's reach.

Learn more at: www.rablighting.com

1(844) LIGHT CLOUD
1(844) 544-4825

©2022 RAB LIGHTING Inc.
Made in China
Pat.rablighting.com/ip

Documents / Resources



[Lightcloud LCBA19-10-E26-9TW-SS-NS Tunable Light](#) [pdf] User Manual
LCBA19-10-E26-9TW-SS-NS Tunable Light, LCBA19-10-E26-9TW-SS-NS, Tunable Light, Ligh
t

References

- [R>Welcome to RAB](#)