



LiftMaster CAPXS S Smart Video Intercom User Guide

[Home](#) » [LiftMaster](#) » LiftMaster CAPXS S Smart Video Intercom User Guide 

Contents

- [1 LiftMaster CAPXS S Smart Video Intercom](#)
- [2 A Smarter Way In for Smaller Buildings](#)
- [3 Popular features](#)
- [4 Enhance your Smart Video Intercom system](#)
 - [4.1 CAP2D](#)
 - [4.2 PPV3M / PPK3PHM / PPLK1-X](#)
 - [4.3 CAPXSTKPL / CAPXSTK](#)
- [5 Specifications](#)
- [6 Business partners](#)
- [7 Documents / Resources](#)
- [8 Related Posts](#)

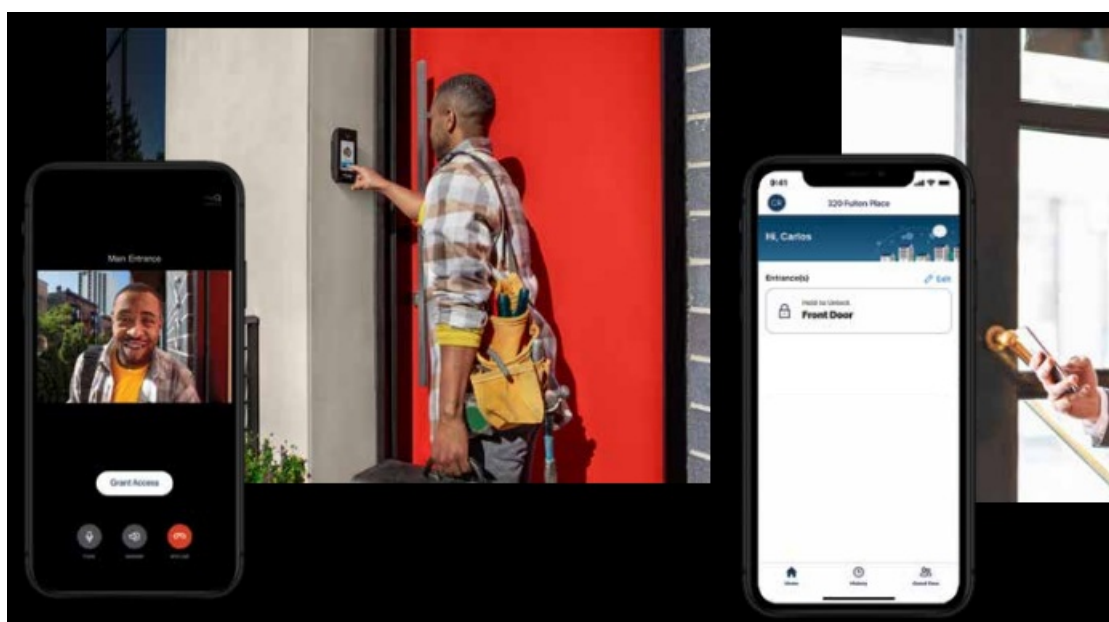
LiftMaster®

LiftMaster CAPXS S Smart Video Intercom

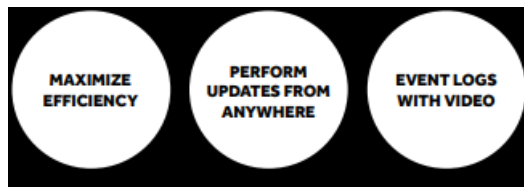


A Smarter Way In for Smaller Buildings

The Smart Video Intercom-S is ideal for small buildings and single-family homes with gates. With stunning HD video live feed and recording, Smart Video Intercom-S lets property owners see what is happening in front of the building—day and night. Plus, you will be able to offer access only to those who have permission to enter the property.

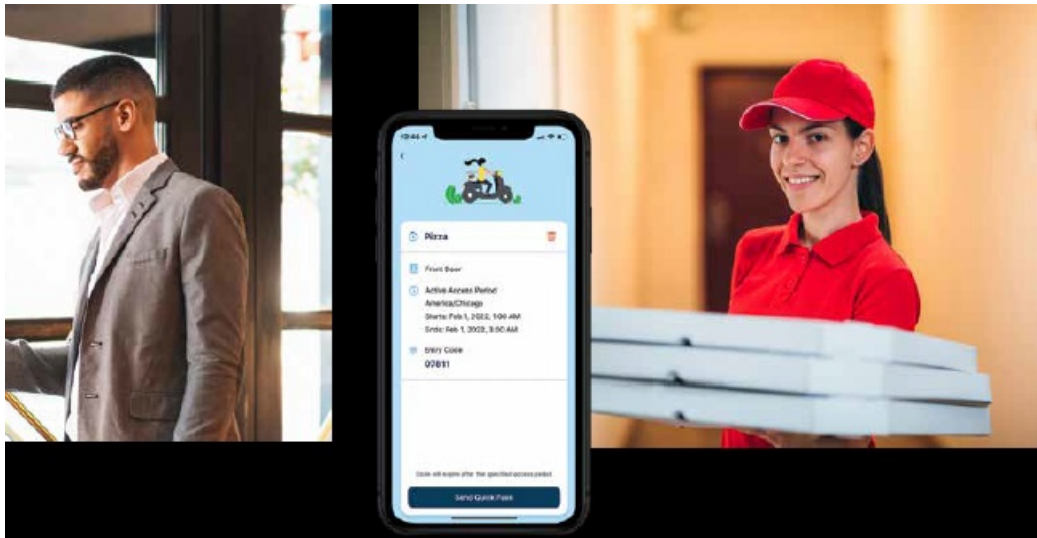


A simple cloud-based solution



Conveniently control and manage access points within your property from a single dashboard. my Community is a cloudbased platform that enables remote features such as adding/ deleting residents, assigning access to specific entrances and monitoring guest/event requests.

Your residents expect modern convenience, and Smart Video Intercom-S is a luxury amenity that sets your building apart. Using the myQ® Community smartphone app, residents can identify guests and confidently grant/deny access from anywhere with one-way video calling and two-way voice communication. They can also remotely unlock the door from anywhere and share recurring one-time guest passes. Ultimately, Smart Video Intercom-S is a unified solution that provides convenience and peace of mind—to you and your residents.



Enhance your security

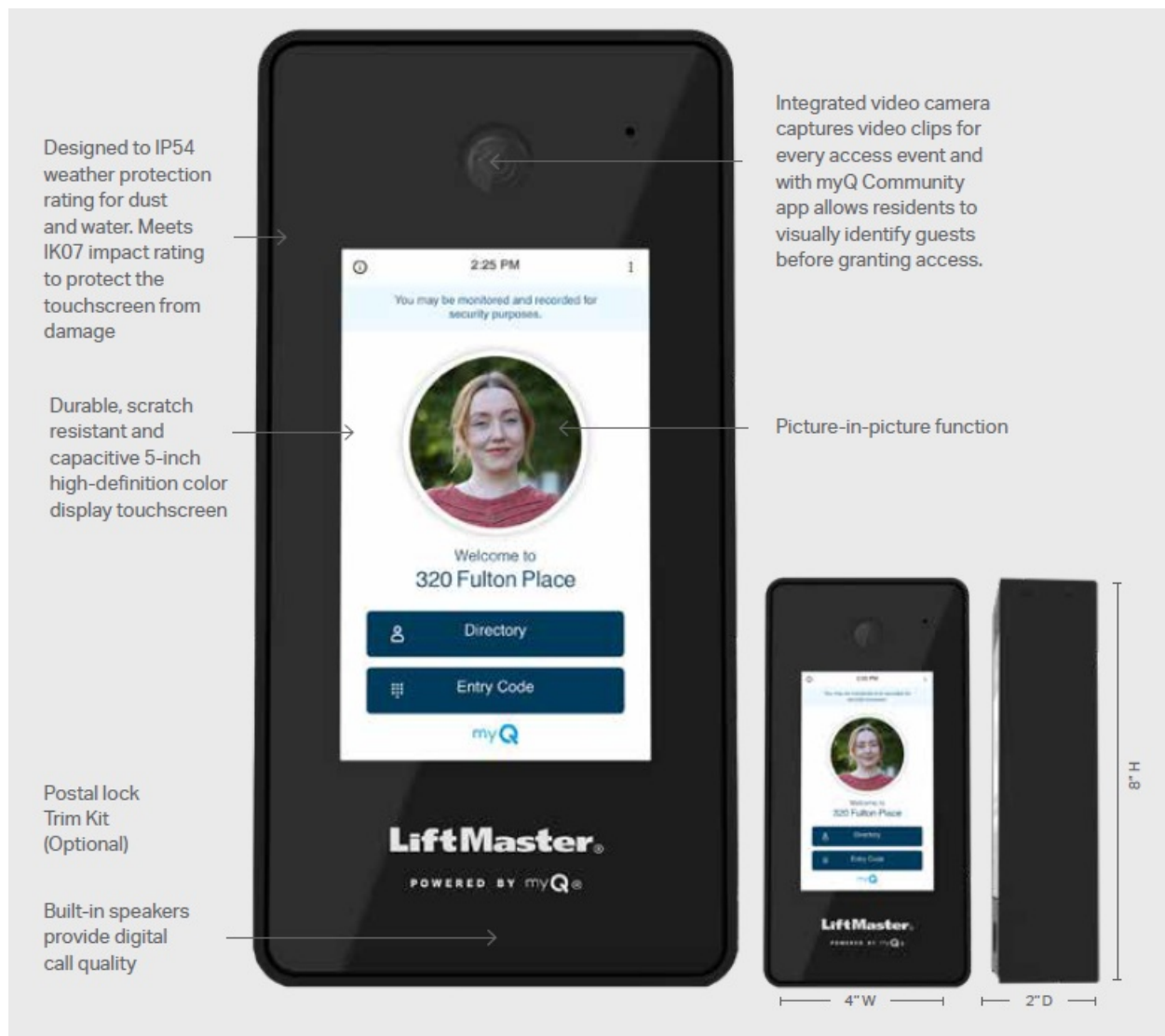
With the required myQ Community subscription, you can securely manage how and when residents and visitors access each entrance from your computer. Plus, receive real-time notifications and benefit from remote diagnostics for detecting and addressing issues before your residents are even aware.

Provide visual confirmation and control with the myQ Community app

Give your residents the ability to manage property] access from their smartphone. Through the app's one-way video calling and two-way voice communication, residents can safely identify guests and confidently grant/deny access from anywhere. Other features include “press to unlock” and the ability to send guest/ delivery access passes to specific visitors.

Popular features

This Smart Video Intercom has an intuitive interface with a high-definition color touch display and picture-in picture function to provide residents with the modern experience they desire.



myQ Community app

- Gives residents the ability to manage property access from their smartphones.
- Residents can safely identify guests and confidently grant/deny access from anywhere.
- Residents can “press to unlock” any authorized door/gate for themselves or visitors.
- Virtual guest / delivery passes can easily be sent for one-time or recurring use.

Customized system control

- Simply add and delete tenants from the myQ Community dashboard whenever someone moves in and out; easily programmable
- Saves time and money of having to re-program or re-key hardware systems or issue physical keys or cards with every move
- Configurable email notifications alert you when a suspended code is used, and tell you when codes are overused or if service is needed for the Smart Video Intercom or Smart Controller.

Integrated camera

- 135° wide-angle camera provides a view of access points through a live feed or recorded event through the myQ Community web platform

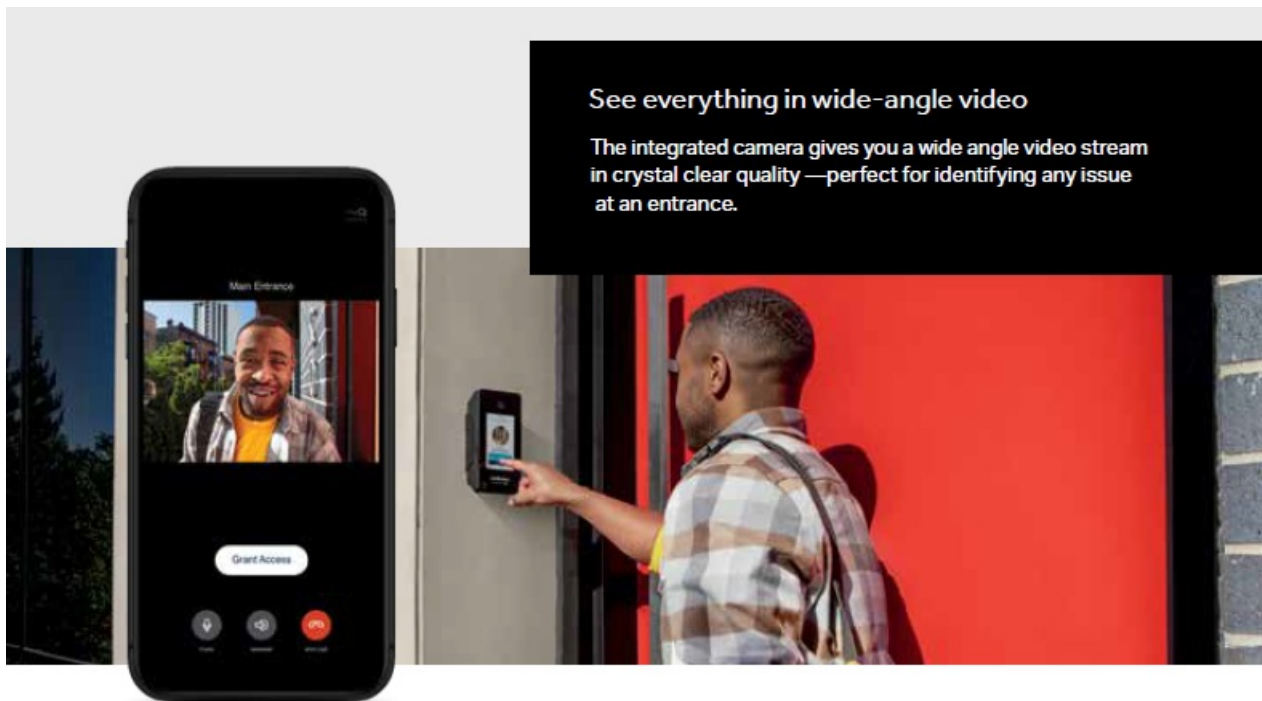
- Receive alerts and HD video recordings when an access event is triggered
- Night vision functionality for greater image quality in high and low light environments
- Climate performance includes extreme] climate operating range of -4° to 122°F

Engineering and diagnostic capabilities

- Fade-resistant, high-definition color touch display
- Advanced self-diagnostics reduce downtime by troubleshooting and identifying when service is needed
- UL 294 is listed for commercial settings

Cloud-based security

- Two-factor authentication protects and safeguards resident data
- Easily connects to myQ Community so you can manage your properties remotely without having to be physically present
- Meets California Consumer Privacy Act (CCPA) requirements.



Enhance your Smart Video Intercom system

Provide your residents with an unparalleled access experience by adding the myQ Community app to your amenities. This works seamlessly with the LiftMaster® full line of smart access products and accessories.

CAP2D

Smart Access 2-Door Controller



- CAP2D provides an opportunity to add secure access to a resident-only back door, package room, gym, pool, or parking garage.

Hood for CAPXS



- Ideal for overly bright applications.

Wired Keypad and Proximity Reader



- Single-entry multi-function access controller with integrated keypad and card reader

PPV3M / PPK3PHM / PPLK1-X

Passport Visor and Keychain Remote



- Controls with Unique Credentialed IDs Offer residents a single solution to access the garage and other entrances.

CAPXSTKPL / CAPXSTK

Trim Plates for CAPXS



- Trim plate options with and without a postal lock.

Subscription and Storage



- All Smart Access Solutions require a monthly subscription to myQ Community.
- Tailor the subscription for your community by Increasing the number of app licenses or expanding your video storage capabilities to 30 days.

All LiftMaster Smart Access Solutions (including CAPXLV, CAPXM, CAPXS, CAP2D, and CAPAC) require monthly subscriptions to a myQ Community plan. Contact your Dealer or LiftMaster Representative to tailor a subscription plan to fit your property's needs. 3-Button Passport MAX Remote Controls compatible with the CAPXLV, CAPXM, and PPWR Receiver for gate access control and LiftMaster Security+ 2.0 and backward compatible to Security+® (315 or 390 MHz) residential garage openers. 1-Button Passport Lite Remotes are not compatible with LiftMaster

residential garage door openers.



Specifications

Construction

- 5", 720p high-definition, fade-resistant touchscreen display with picture-in-picture
- Enclosure: Polycarbonate. IP54 weatherproof rated. IK07 Impact Rating.
- Compatible Wiegand Input formats: 26 Bit, 30 Bit, 37 Bit (HID), 37 Bit (Transcore), and 32 Bit (MiFare)
- No facility code limitations (1–256 for 26 Bit); "Ignore Facility Code" option available
- Postal Lock Provision (separate accessory)
- UL 294® Listed
- 2-year warranty
- Mounting: Surface mount; Single Gang box

Dimensions

- CAPXS: 8" x 4" x 2"
- CAPXSTKPL: Trim Plate with Postal Lock: 14" x 6.5" x 1.4"
- CAPXSTK: Trim Plate without Postal Lock: 11.1" x 6.5" x 0.4"
- CAPXSHOOD: CAPXS Hood: 6.2" x 4.8" x 4.2"

Video

- Camera resolution: 1080p
- Frames per second: 25FPS
- Directional Field of view: 135°
- Storage: up to 1000 events locally and in the cloud
- [Phone.com®](#) service required for VoIP and video calls (additional charges apply)

Voice

- DSP, clear, unparalleled audio communications in noisy environments
- VoIP phone service; calls 10-digit numbers
- [Phone.com®](#) service required for VoIP (additional charges apply)

Power

- 16VDC, 1A, 160W – Input Voltage
- 120 VAC, 60 Hz, 1 AMP, Class 2 output, Level VI efficiency- Plug-In Supply Voltage
- 0.5A (typical) at 16 VDC- Operating Current
- Power supply included

Operating Temperatures

- -4°F to 122°F (-20°C to 50°C)

Input Ports (1 Independent Doors of Control per CAPXS)

- 1 Wiegand Input (only supports data lines, no LEDs)
- 1 Request-to-Exit (REX) Input
- 1 Supervised Input
- 1 Postal Lock Input

Outputs* (1 Independent Doors of Control per CAPXS)

- 1 Primary Relay and 1 Auxiliary Relay
- Controls 1 gate/door
- SPDT, Rated load 12 VDC, 10 AMP (each)

Codes & Capacities

- 4 to 8 digit entry codes; 4 to 6 digit directory codes
- 500 local user capacity per unit
- 3,000 local event history per unit
- Holiday and hold-open scheduling, including one-time and repeating exceptions

Communication

- Internet via wired Ethernet 10/100 (DHCP, static configuration), or Wi-Fi (DHCP configuration only)
- Cellular-based Internet not recommended for applications with video features
- Dedicated video bandwidth per CAPXS: Recommend a minimum upload bandwidth of 5Mbps. This upload speed should be met when considering usage of other devices on the network like cameras and computers.
- Shipping Weight (1 Carton – 11.34" x 7.32" x 9.65"): 3 lbs.
- Includes: CAPXS, 16VDC power supply, 2 Torx Screws, manual

Access Data Management


- myQ Community Control subscription plan required per property
- 30 days of video storage and additional myQ Community app licenses are powerful, optional add-ons.

Business partners

- **For Sales:** 800.282.6225
- **For Technical & Billing Support:** 877.247.6764
- **To Learn More:** myQ.com/Community

© 2022 Chamberlain Group, LLC. All Rights Reserved. | LMACENPGCAPXS 3/22
 LiftMaster, the LiftMaster logo, myQ, and the myQ logo are registered trademarks of Chamberlain Group, LLC.
 UL® and the UL logo are trademarks of UL LLC. Wi-Fi® is a registered trademark of Wi-Fi Alliance. HomeLink® and the HomeLink House® logo are registered trademarks of Gentex Corporation.
 RealPage and Yardi copyrights: ©2022 RealPage, Inc. RealPage, Inc. is a registered Agent of Wells Fargo Bank N.A. Concord, CA All trademarks are the properties of their respective owners. ©2022 Yardi Systems, Inc. All Rights Reserved Yardi, the Yardi logo, and all Yardi product names are trademarks of Yardi Systems, Inc.

Documents / Resources

| | |
|---|--|
|  | <p>LiftMaster CAPXS S Smart Video Intercom [pdf] User Guide CAPXS, S Smart Video Intercom, CAPXS S Smart Video Intercom</p> |
|---|--|