



LiftMaster 84504R Secure Smart Garage Opener with Built Camera User Guide

[Home](#) » [LiftMaster](#) » LiftMaster 84504R Secure Smart Garage Opener with Built Camera User Guide 

Contents

- [1 LiftMaster 84504R Secure Smart Garage Opener with Built Camera](#)
- [2 Product Usage Instructions](#)
- [3 Frequently Asked Questions \(FAQ\)](#)
- [4 Popular Features](#)
- [5 In the box](#)
- [6 Specifications](#)
- [7 CONTACT](#)
- [8 Documents / Resources](#)
 - [8.1 References](#)

LiftMaster

LiftMaster 84504R Secure Smart Garage Opener with Built Camera



Product Usage Instructions

Section 1: Powering On

1. Ensure that the product is connected to a power source.
2. Locate the power button on the device.
3. Press and hold the power button for 3 seconds to turn on the product.

Section 2: Product Controls

The product comes with various controls for easy operation:

- **Button 1:** Perform action X. Press once to activate.
- **Button 2:** Perform action Y. Press and hold for 2 seconds to activate.
- **Button 3:** Perform action Z. Double press to activate.

Section 3: Product Maintenance

To ensure optimal performance and longevity of the product, follow these maintenance guidelines:

1. Regularly clean the product using a soft, dry cloth.
2. Avoid exposing the product to extreme temperatures or humidity.
3. Keep the product away from liquids and corrosive substances.

Frequently Asked Questions (FAQ)

- Q1: How do I change the settings of the product?
- To change the settings of the product, navigate to the “Settings” menu in the product’s interface. From there, you can adjust various options according to your preferences.
- Q2: Can I use the product while it is charging?
- Yes, you can use the product while it is charging. However, please note that the charging time may be longer when the product is in use.
- Q3: How long is the warranty period for the product?
- The warranty period for the product is 1 year from the date of purchase. Please refer to the warranty card or contact our customer support for more details.

Popular Features

Built-in Camera

- 130° wide-angle camera that lets you monitor the garage through a live feed recorded event through the myQ® app
- Receive alerts and recordings in 1080p full
- HD video when motion is detected
- High Dynamic Range and Night Vision for greater image quality in high/low light environments
- Garage Climate Performance includes an extreme climate operating range of -13 to 131°F

Smartphone Control

Control, secure and monitor the garage with the myQ app-anytime, from anywhere

Battery Backup

Lets you get in and out when the power is down

2-way communication

Hear what’s happening in the garage. Includes adjustable volume and ability to enable or disable the mic through the myQ app

Quiet operation

An ultra-quiet DC motor and strong belt drive system ensure for comfortable living spaces near the garage

myQ Diagnostics Compatible

myQ Diagnostics in the myQ app provides real-time insights for your garage door via the Health Report. You will be sent alerts if an issue arises and you will be quickly connected to professional services if needed

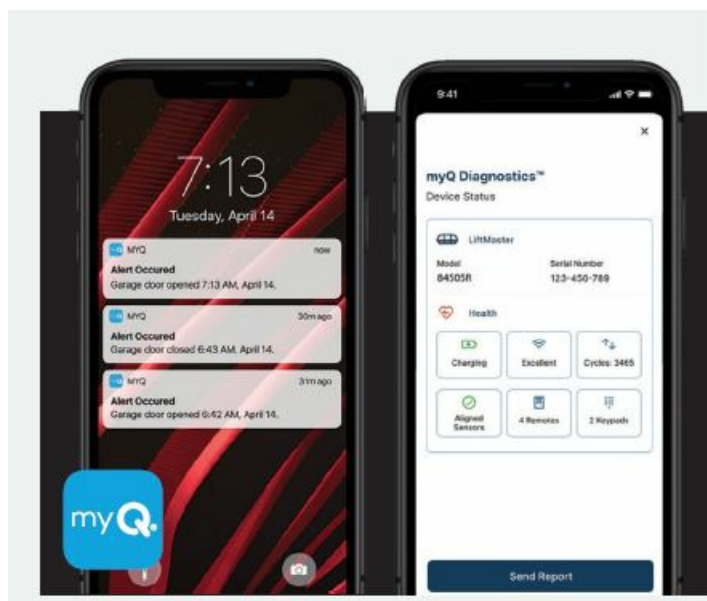
Works with Amazon Key and Walmart +InHome

For convenient and secure In-Garage Delivery of Amazon and Walmart packages and groceries – watch deliveries happen in real-time




Do more with myQ

- Use the myQ app to control, secure and monitor your garage and conveniently share and manage access to your home without sharing passcodes or keys. Also, take the hassle out of service repair and easily connect to a trusted Dealer through the myQ app.



Integrated dual LED lighting system

- Increase the functionality of the garage and never change a garage light bulb again.
- The dual lighting system provides 1,500 lumens of long-lasting LED light that brightens high-traffic areas of the garage.



In the box



3-Button Remote Control

- Operates up to 3 openers or myQ light accessories. Safeguards your home with Security+ 2.0.

Multi-Function Control Panel®

- Operates the garage door opener and lights from inside the garage.

Garage Door Opener Battery

- Integrated battery backup allows you to open and close your door even when the owner is out.

Specifications

Motor

- 12V DC, 53 RPM, automatic thermal protection

Mechanics

- Steel chassis, T-rail and trolley, full reinforced belt drive mechanism (63:1 gear reduction and adjustable door arm)

- Auto-force adjustment for changing weather and environmental conditions
- Electronic limits for easy setup
- DC Wi-Fi logic board with built-in surge suppressor (for replacement logic boards, order part 050DCTBFMC)

Power

- 120V AC, 60 Hz voltage, 6A current rating,
- UL Listed, 4' power cord (3-prong)

Speed

- 7.2" per second upward, 7.2" per second downward

Lighting

- Dual light lens LED – 1,500 lumens

Dimensions

Opener head: 10.5" L x 12.72" W x 8.185" H

Note: when both decorative doors are open, the width of the opener is 30".

Rail Options:	7' (2777BD)	8' (2778BD)	10' (2770BD)
Installed Length:	127"	139"	163"
Max Opening:	7' 6"	8' 6"	10' 6"

Headroom clearance required: 2"

Mounting

- Side-to-Side

Warranties

- Lifetime: Motor and Belt
- 1 Year: Parts, Camera, Accessories and LED

Security + 2.0

- Radio controls:

- Operating range ~200; Operating temperature: -40F to 150F; 3-Button Remote Control (893LM),
- Remote Control Code Format: Security+2.0, premium remote control; Garage Door Opener Code Format:
- Security +2.0; Anti-burglary coding.
- Encrypted controls:
- Multi-Function Control Panel (882LMW):
- Program remote controls, maintenance alert system, easy Wi-Fi set up.

myQ Radio

902-928 MHz 50-Channel FHSS (frequently hopping spread spectrum); Provides 2-way communication from garage door opener and myQ accessories; Enables monitoring and control of garage door openers via smartphone or tablet.

HomeLink® compatible (version 4.0 or higher)

- May require an external adapter depending on the model and year of the vehicle. Visit
- [HomeLink.com](https://www.homelink.com) for additional information.

Carton 1 shipping details

- Dimensions: 14" x 12" x 11"
- Contents: Garage Door Opener Head (84505R),
- Multi-Function Control Panel (882LMW), Battery
- Backup (485LM), 3-Button Remote Control (893LM),
- The Protector System® Safety Reversing Sensors

Weight: 22.8 lbs.

- Carton 2 shipping details
- Dimensions: 10'4" x 5" x 5" (for 7' rail)
- Contents: Assembled Solid-Steel Belt T-Rail
- Weight: 17 lbs.

CONTACT


- For purchase and professional install
Visit [LiftMaster.com](https://www.liftmaster.com).

For partners

- Orders: 800.282.6225 | Support: 800.528.2806 | Self service: Liftmaster [Training.com](https://www.training.com)
- © 2023 The Chamberlain Group, LLC. All Rights Reserved.
- LiftMaster, the Liftmaster logo, myQ and the myQ logo are registered trademarks of The Chamberlain Group, LLC. UL® and the UL logo are trademarks of UL LLC. Wi-Fi® is a registered trademark of Wi-Fi Alliance. HomeLink® and the HomeLink House® logo are registered trademarks of Gentex Corporation. The Bluetooth® word mark and logos are registered trademarks owned by Bluetooth SIG, Inc.

- LMGDENPG84504R 04/23
- 954.946.5555
- 561.736.5506
- 772.212.2481
- BROTEN.COM
- CGC1514103

Documents / Resources

 <p>Secure View® Smart Garage Opener with Built-in Camera SecureView® Clear visibility</p> <p>BROTEN BROTHER INTERNATIONAL, INC. 1000 PARKWAY DRIVE BROOKLYN, NY 11203 800.451.7777</p>	<p>LiftMaster 84504R Secure Smart Garage Opener with Built Camera [pdf] User Guide 84504R Secure Smart Garage Opener with Built Camera, 84504R, Secure Smart Garage Opener with Built Camera, Garage Opener with Built Camera, Opener with Built Camera, Built Camera, Camera</p>
---	---

References

- [User Manual](#)