

lifelines neuro R-40 EEG Amplifier User Guide

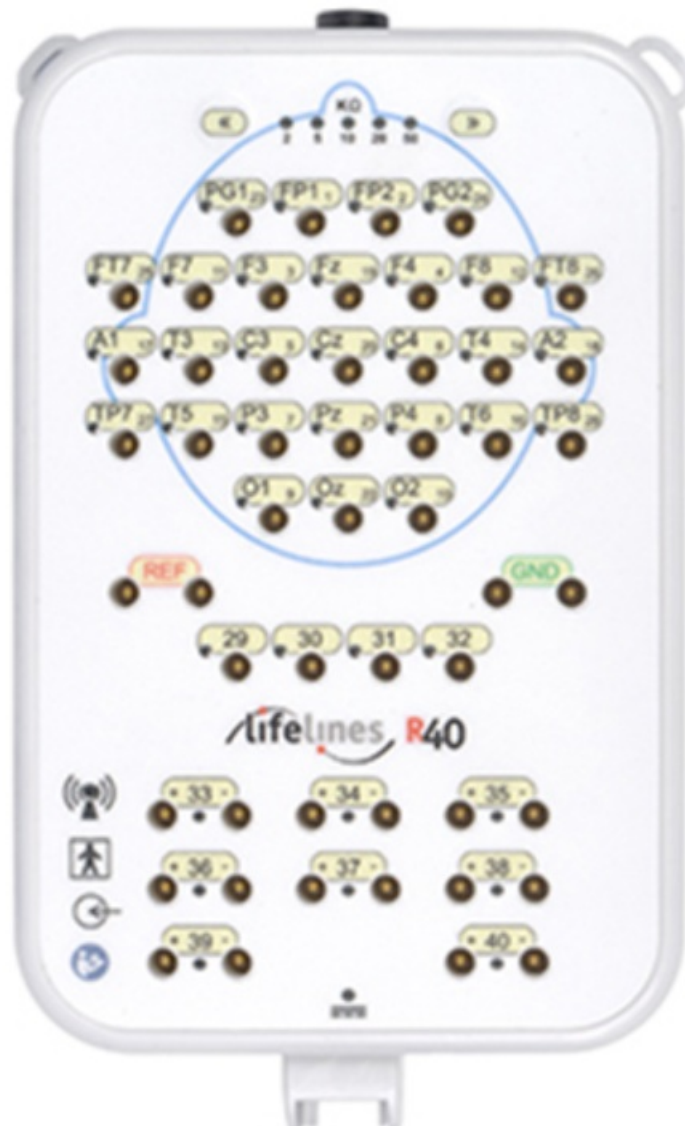
[Home](#) » [lifelines neuro](#) » lifelines neuro R-40 EEG Amplifier User Guide 

Contents

- [1 lifelines neuro R-40 EEG Amplifier](#)
- [2 Quick Start Guide](#)
- [3 Warnings and Cautions](#)
- [4 Documents / Resources](#)
 - [4.1 References](#)
- [5 Related Posts](#)



lifelines neuro R-40 EEG Amplifier



Quick Start Guide

The R-40 EEG Amplifier is a multi-channel electroencephalograph designed for use in routine EEG and lab monitoring applications. When supplied as part of an EEG System it includes a PC for control and storage, a video monitor, a medical-grade mains isolation transformer and an optional USB Photoc Stimulator and arm, all mounted on a special wheeled cart.

- Only use the PC supplied or authorized by Lifelines.
- If a cart is supplied, assemble it in accordance with its enclosed instructions. Ensure that the voltage rating of the isolation transformer matches the local mains supply voltage.
- The user manual, which will be found on the enclosed CD (or USB Flash drive), must be read before operating the equipment. The supplied PC may be used to provide access to the electronic user guide. The user manual is available from the Lifelines' FTP site (<ftp://ftp.lifelines.com> – username: llinesvisitor, password: Trackit32EEG) and a hardcopy can be requested by using the email contact address below. Free PDF reader software is available, if required, here: <https://get.adobe.com/uk/reader/>
- The CD contains a stand-alone control program. Follow the instructions in the Readme file for installation instructions.
- The USB drivers will be found on the enclosed CD. After connecting the device to the host PC for the first time, at the Windows prompt, browse to the folder CD Drive:\USB Drivers. From there Windows will find the correct

drivers for the version of Windows being used.

- If a Photoc Stimulator is supplied, follow the installation instructions in the Readme file on its CD.

Warnings and Cautions

Warnings and Cautions	
	The R-40 EEG Amplifier must only be used by a healthcare professional, within a hospital or clinical setting, who has the training and knowledge to undertake EEG examinations and is familiar with EEG equipment and practice. The User Manual must be read in its entirety before the equipment is used.
	Do not modify this equipment without the authorization of the manufacturer.
⚠	Federal (USA) law restricts this device to sale by or on the order of a physician.

51272-006 – R40 EEG Amplifier & System Quick Start Guide Iss 2.2 Part No. 1357

Lifelines Ltd, 7 Clarendon Court, Over Wallop, N9 Stockbridge, Hampshire SO20 8HU, UK


Web: <http://www.lifelines.com>

FTP: <ftp://ftp.lifelines.com>



Email: sales@Lifelines.com

Tel: +44 (0)1264 782226

Documents / Resources

	lifelines neuro R-40 EEG Amplifier [pdf] User Guide R-40, EEG Amplifier, R-40 EEG Amplifier, Amplifier
---	---

References

-  [EEG Recording Devices for the Diagnosis of Neurological and Sleep Disorders](#)
-  [Adobe - Download Adobe Acrobat Reader DC](#)