



# LIBERTY UNITY P20385C-FB-C Cabinet Drawer User Manual

[Home](#) » [LIBERTY UNITY](#) » LIBERTY UNITY P20385C-FB-C Cabinet Drawer User Manual

## Contents [ [hide](#) ]

- [1 LIBERTY UNITY P20385C-FB-C Cabinet Drawer](#)
- [2 Documents / Resources](#)
- [3 Related Posts](#)

# LIBERTY™

## LIBERTY UNITY P20385C-FB-C Cabinet Drawer



### CERAMIC



- Rub with a damp rag or cloth.

### GLASS

Spray with glass cleaner or water and vinegar solution. Wipe clean with rag or cloth.







## METAL



Spray with mild, soapy solution or water and vinegar mixture. Wipe with a clean rag to remove the soap residue. Alternate method: Remove hardware using a screw driver. Soak in a soapy solution for several hours or overnight. Rinse and thoroughly dry prior to installation.

## Documents / Resources

<div><p>CABINET USE &amp; CARE</p><div><div> CERAMIC</div><div> GLASS</div></div><p>For more cleaning tips visit: <a href="#">www.libertyhardware.com</a></p><div><div> METAL</div><div></div></div></div>	<p><a href="#">LIBERTY UNITY P20385C-FB-C Cabinet Drawer</a> [pdf] User Manual</p> <p>P20385C-FB-C Cabinet Drawer, P20385C-FB-C, Cabinet Drawer, Drawer</p>
---	---