

**Contents** [hide](#)[1 Libby App](#)[2 Specifications](#)[3 Product Usage Instructions](#)[4 FAQs](#)[5 Documents / Resources](#)[5.1 References](#)**Libby App****Specifications**

- Compatible with C/W MARS card
- Allows borrowing of e-books and e-audiobooks from partner libraries
- Supported Partner Libraries: Boston Public Library, CLAMS Library Network, Merrimack Valley Library Consortium, Minuteman Library Network, NOBLE: North of Boston Library Exchange, Old Colony Library Network (OCLN), SAILS Library Network

**Product Usage Instructions****Adding Partner Libraries to Your Libby Account:**

1. Open the Libby app and click on the Menu icon at the bottom of the screen.
2. Click “Sign in with my card”.

3. Select “C/W MARS Patrons” under Partner Libraries and click the pill-shaped button at the bottom to expand the list.
4. Under “Your Libraries” heading, click on “Add Library”.
5. In the search bar, type the name of a partner library from the list provided and select the correct one.
6. Enter your C/W MARS library card number and click “Next”. Enter your C/W MARS account PIN for verification.
7. You will be assigned a library card for the partner library.
8. You can rename or remove the card by clicking on the three dots.
9. Select a partner library from the list displayed and place a hold on a title.
10. Repeat the process to add more partner libraries.

### **Accessing Titles and Managing Borrowed Items:**

- If a title is not available in C/W MARS, tap on the library card to place a hold at a partner library.
- Each network has its own loan policies. Check loan periods and borrowing limits for each network.
- Items will automatically expire on their due dates.
- View your loaned and held items by tapping on the book icon in your account screen.
- Check Loans to see remaining time and renewal options.
- Check Holds to see titles you are waiting for in C/W MARS or partner libraries.

### **Navigating Between Libraries:**

- To switch between libraries or return to C/W MARS catalog, use the Menu icon at the center-bottom of the screen.
- A star next to a library card indicates the catalog you are browsing. Tap on another network to switch libraries.

### **How to Add Partner Libraries to your Libby Account**

- With a C/W MARS card you have the option to borrow e-books and e-audiobooks from other library networks across the state with Libby’s “Partner Libraries” feature.

## Available Partner Libraries (Networks)

- Boston Public Library
- CLAMS Library Network
- Merrimack Valley Library Consortium
- Minuteman Library Network
- NOBLE: North of Boston Library Exchange
- Old Colony Library Network (OCLN)
- SAILS Library Network

## How to do it

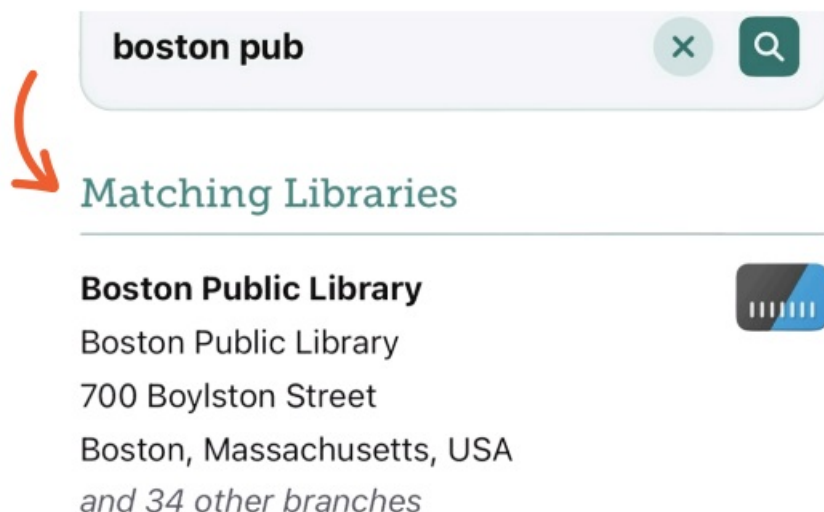
Open your Libby app and click on the “Menu” icon at the bottom of the screen to get started.



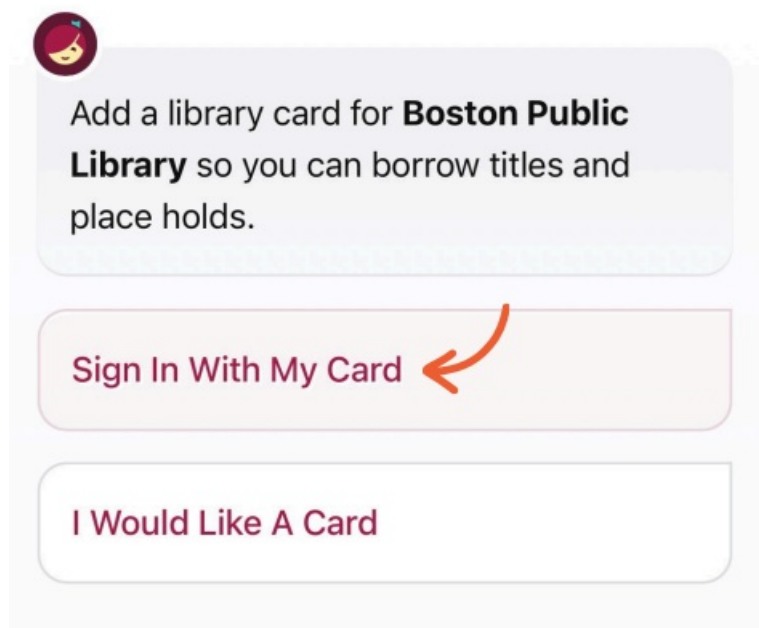
Under the “Your Libraries” heading, click on “Add Library”.


Libby-App-fig- (2)

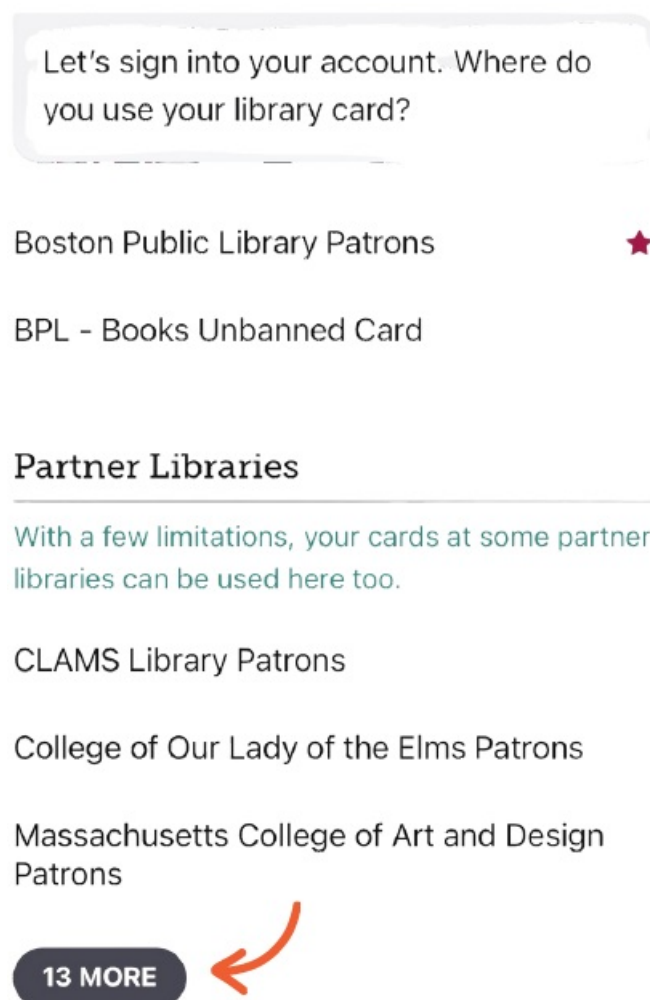
In the search bar, start typing the name of a partner library from the highlighted list above, and click on the correct one when it pops up.



Click “Sign in with my card.”



When asked where you use your library card, click on “C/W MARS Patrons” under “Partner Libraries”. Click on the pill-shaped button (  ) at the bottom to expand the list.



Enter your C/W MARS library card number and click “Next.” Enter your C/W MARS account PIN next to verify your account.

Libby-App-fig- (7)

Once you’ve entered your details, you will be assigned a library card that you can use at the newly added partner library. Clicking on the three dots (...) will allow you to rename or remove your card.


•

Okay, you’re signed in! Here is your library card.

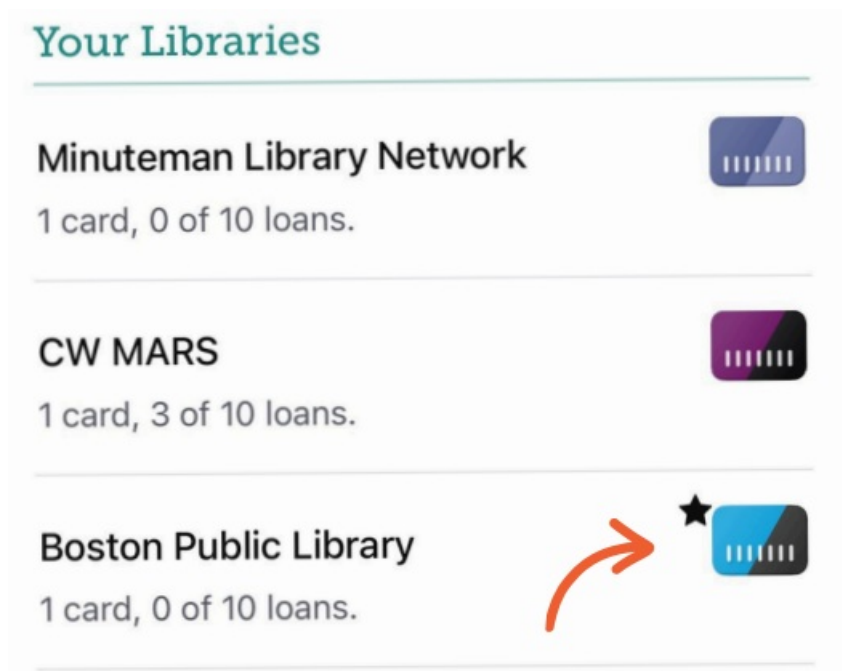


This process can be repeated with other partner libraries to access their collections.

To go back to the C/W MARS catalog (or to select a different partner library catalog), click on the “Menu” icon (center-bottom) which will take you back to your account screen.

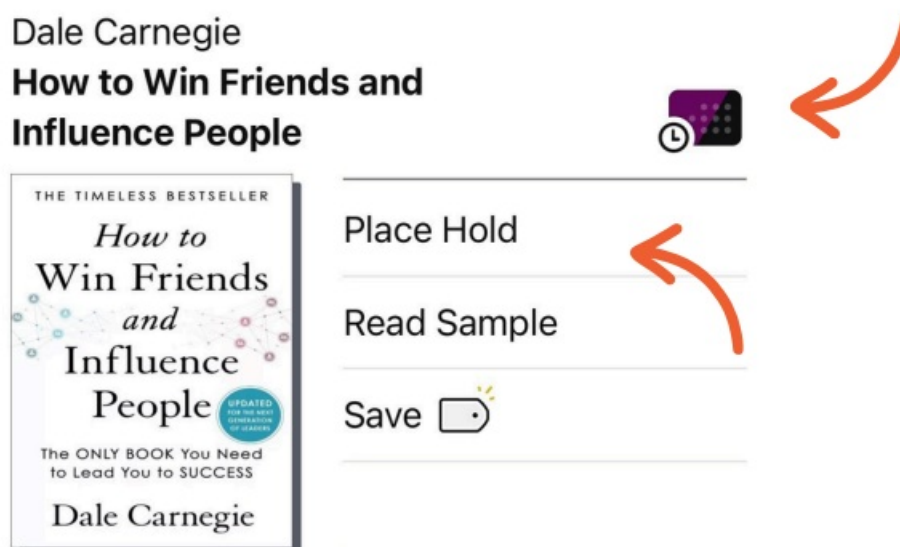


A star (★) next to a library card denotes the catalog you’re currently browsing. To switch to another library, tap on another network.



### Availability at Partner Libraries

If the title you're interested in is not available in C/W MARS, tap on the library card next to "Place Hold".



A list of partner libraries who own this title and their wait periods will display. Tap on the one of your choice and place a hold.

Libby-App-fig- (12)

- Each network sets its own policy. Hence, loan periods and number of items one can borrow differs for each network.
- Your access to each item will automatically end on its due date.

- To find out what's on your loan or hold shelf, go to your account screen and tap on the book icon.
- Tap on "Loans" to see how much time you have on an item and if it can be renewed.
- Tap on "Holds" to see which titles you are waiting for in C/W MARS or another partner library.

## Questions?

- Call the telephone information line at [508-799-1655](tel:508-799-1655), x3 or make an appointment with a librarian.



Worcester Public Library

- 3 Salem Sq, Worcester, MA 01608 [508-799-1655](tel:508-799-1655)
- [www.mywpl.org](http://www.mywpl.org)

Instructions adapted from Lilly Library's brochure on partner libraries.

## FAQs


Is the Libby App free to use?

Answer: Yes — Libby is completely free to download and use. There are no subscription fees, in-app purchases, or late fees. You just need a valid library card from a participating library to borrow ebooks, audiobooks, and magazines through the app.

Do I need a library card to use Libby?

Answer: Yes — a library card is required to borrow digital content with Libby. You sign in with your library card number and PIN/password to access your library's digital collection. Some libraries even let you apply for a digital card directly through the app if you don't already have one.

## Documents / Resources



[Libby Libby App \[pdf\]](#) User  
Guide  
Libby App, App

## References

- [User Manual](#)

Libby app, Libby, Libby App

## Leave a comment

Your email address will not be published. Required fields are marked \*

Comment \*

Name

Email

Website

☐ Save my name, email, and website in this browser for the next time I comment.

Post Comment

Search:

e.g. whirlpool wrf535swhz

Search

[Manuals+](#) | [Upload](#) | [Deep Search](#) | [About Us](#) | [Privacy Policy](#) | [@manuals.plus](#) | [YouTube](#) |



This website is an independent publication and is neither affiliated with nor endorsed by any of the trademark owners. The "Bluetooth®" word mark and logos are registered trademarks owned by Bluetooth SIG, Inc. The "Wi-Fi®" word mark and logos are registered trademarks owned by the Wi-Fi Alliance. Any use of these marks on this website does not imply any affiliation with or endorsement.