



LIAN LI RF-T-B, RF-T-W L-Wireless Controller User Guide

[Home](#) » [LIAN LI](#) » LIAN LI RF-T-B, RF-T-W L-Wireless Controller User Guide 

LIAN LI RF-T-B, RF-T-W L-Wireless Controller

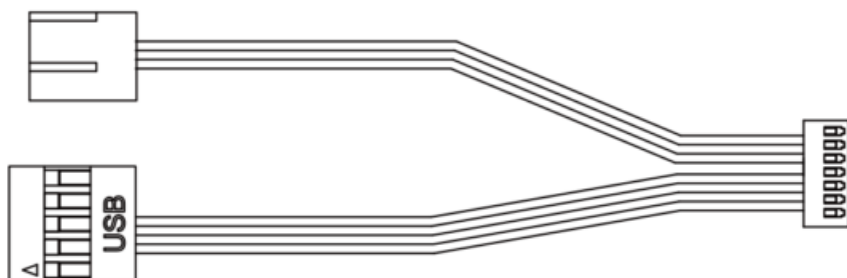


Contents

- 1 Package Contents
- 2 L-Wireless Controller
Installation
- 3 Customer Support
- 4 Documents / Resources
 - 4.1 References

Package Contents

- x1

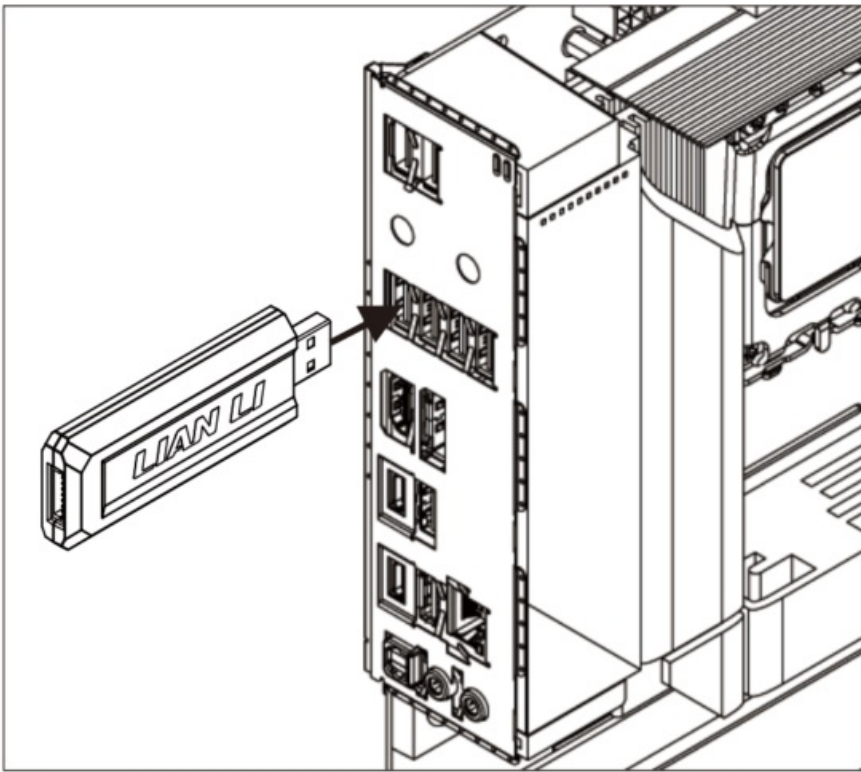


- x1



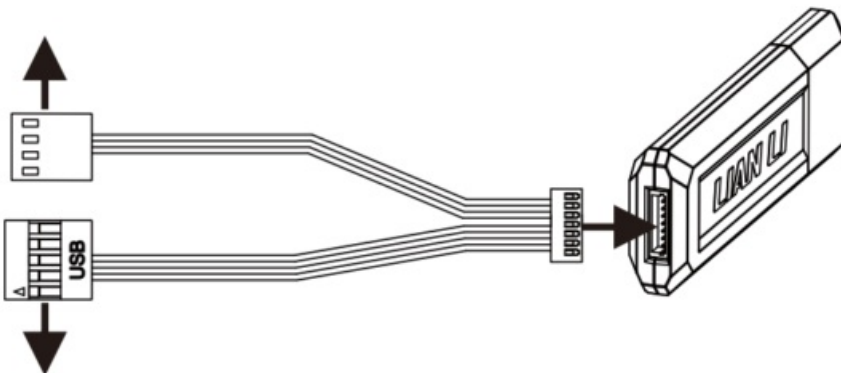
L-Wireless Controller Installation

Method 1/Méthode 1



Connect to PWM fan header/Connectez au connecteur de ventilateur PWM

Connect to MB USB 2.0 header



Each L-Wireless Controller supports 10 channel of device

Customer Support

L-Wireless Controller
MODEL: RF-T-B/RF-T-W



LIAN LI
Feel the difference

Documents / Resources



[LIAN LI RF-T-B, RF-T-W L-Wireless Controller](#) [pdf] User Guide
RF-T-B, RF-T-W, RF-T-B RF-T-W L-Wireless Controller, RF-T-B RF-T-W, L-Wireless Controller, Controller

References

- [User Manual](#)

[Manuals+](#), [Privacy Policy](#)

This website is an independent publication and is neither affiliated with nor endorsed by any of the trademark owners. The "Bluetooth®" word mark and logos are registered trademarks owned by Bluetooth SIG, Inc. The "Wi-Fi®" word mark and logos are registered trademarks owned by the Wi-Fi Alliance. Any use of these marks on this website does not imply any affiliation with or endorsement.