



LG FA0238-L AC Remote Functions and Buttons Instruction Manual

[Home](#) » [LG](#) » LG FA0238-L AC Remote Functions and Buttons Instruction Manual 



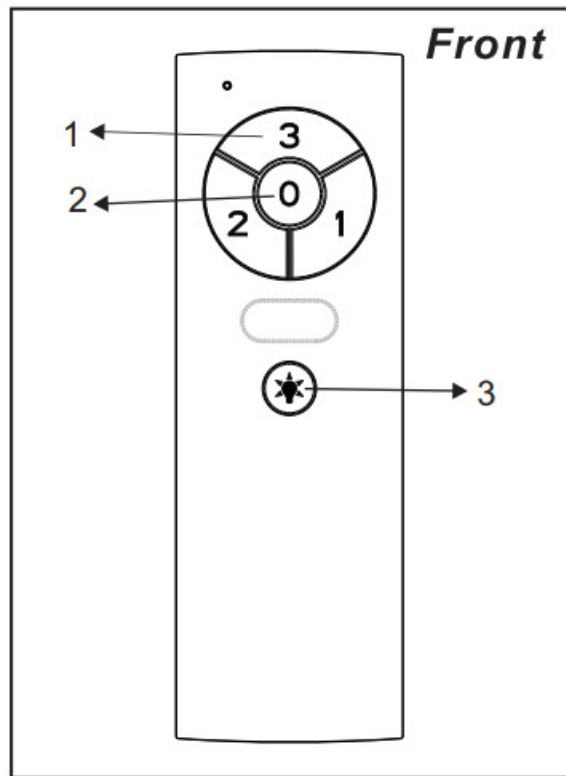
OPERATION INSTRUCTION

Contents

- [1 FA0238-L AC Remote Functions and Buttons](#)
- [2 Documents / Resources](#)
 - [2.1 References](#)

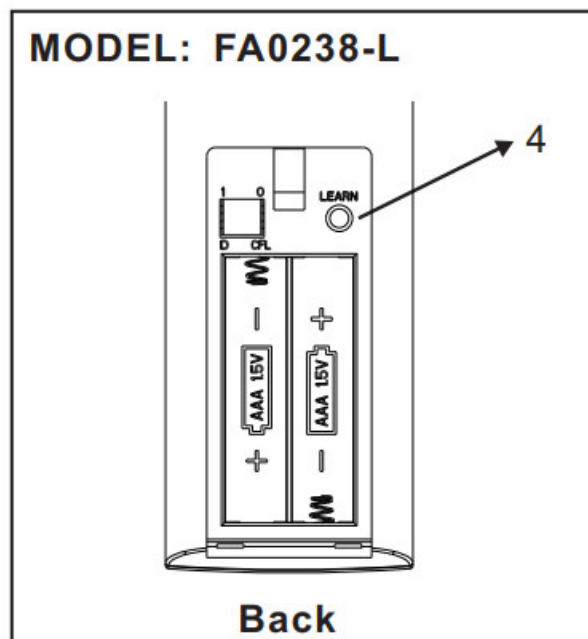
FA0238-L AC Remote Functions and Buttons

Model
FA0238-L
FA0238-S



Remote Control Functions:

1. Fan speed control button: To control the fan 1~3 speed.
2. FAN/OFF Button: To turn the fan on/off.
3. Light on/off/dimming button
Press and release immediately to turn ON / OFF the light.
Press and hold to achieve dimming function.
4. Extended Function Switch L.



Remote Control Functions:

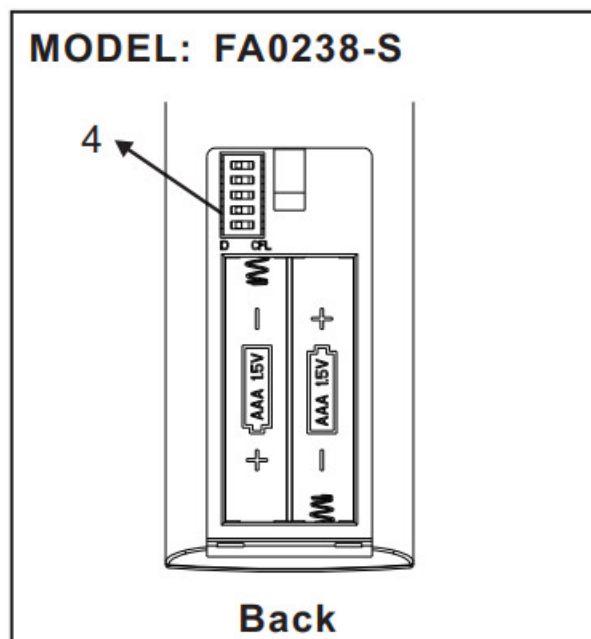
1. Fan speed control button: To control the fan 1~3 speed.
2. FAN/OFF Button: To turn the fan on/off.

3. Light on/off/dimming button

Press and release immediately to turn ON / OFF the light.

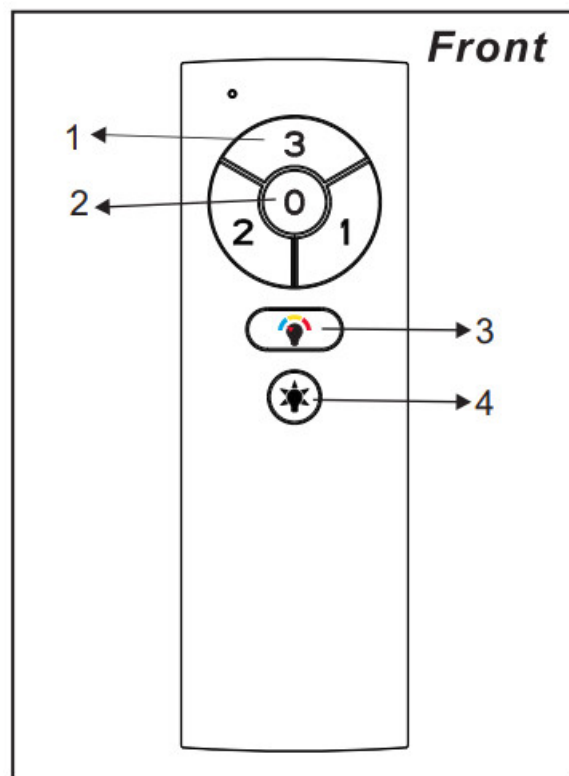
Press and hold to achieve dimming function.

4. Extended Function Switch S.



Note: Install two 1.5V batteries to the remote control.

Model
FA0238C-L
FA0238C-S



Remote Control Functions:

1. Fan speed control button: To control the fan 1~3 speed.

2. FAN/OFF Button: To turn the fan on/off.

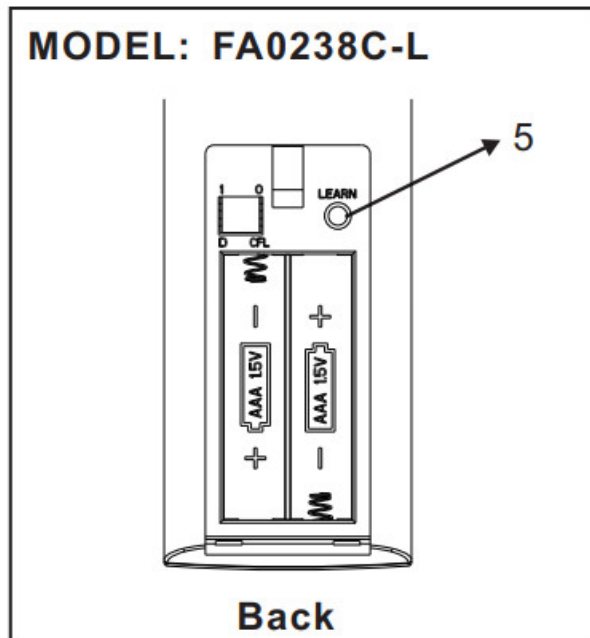
3. CCT Function Button.

4. Light on/off/dimming button

Press and release immediately to turn ON / OFF the light.

Press and hold to achieve dimming function.

5. Extended Function Switch L.



Remote Control Functions:

1. Fan speed control button: To control the fan 1~3 speed.

2. FAN/OFF Button: To turn the fan on/off.

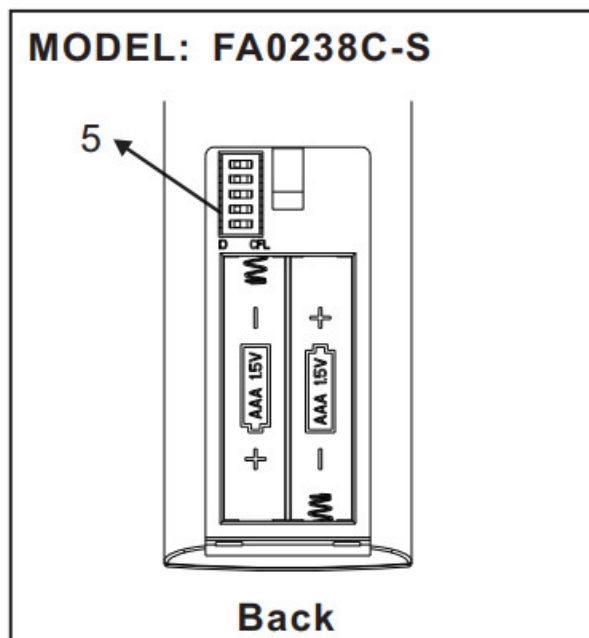
3. CCT Function Button.

4. Light on/off/dimming button

Press and release immediately to turn ON / OFF the light.

Press and hold to achieve dimming function.

5. Extended Function Switch S.



Note: Install two 1.5V 3atteries to the remote control.

This device has been tested and found to comply with the limits for a Class B digital device, pursuant to Part 15 of the FCC Rules. These limits are designed to provide reasonable protection against harmful interference in a residential installation. This device generates, uses and can radiate radio frequency energy and, if not installed and used in accordance with the instructions, may cause harmful interference to radio communications.

However, there is no guarantee that interference will not occur in a particular installation.

If this device does cause harmful interference to radio or television reception, which can be determined by turning the device off and on, the user is encouraged to try to correct the interference by one or more of the following measures:

- Reorient or relocate the receiving antenna.
- Increase the separation between the device and receiver.
- Connect the device into an outlet on a circuit different from that to which the receiver is connected.
- Consult the dealer or an experienced radio/TV technician for help.

Changes or modifications not expressly approved by the party responsible for compliance could void the user's authority to operate the equipment.

This device complies with Part 15 of the FCC Rules and contains licence-exempt transmitter(s)/receiver(s) that comply with Innovation, Science and Economic Development Canada's licence-exempt RSS(s). Operation is subject to the following two conditions:

(1) this device may not cause harmful interference, and (2) this device must accept any interference received, including interference that may cause undesired operation.

Documents / Resources

	<p>LG FA0238-L AC Remote Functions and Buttons [pdf] Instruction Manual FA0238-L AC Remote Functions and Buttons, FA0238-L, AC Remote Functions and Buttons, R emote Functions and Buttons, Functions and Buttons, Buttons</p>
--	--

References

- [User Manual](#)

[Manuals+](#), [Privacy Policy](#)

This website is an independent publication and is neither affiliated with nor endorsed by any of the trademark owners. The "Bluetooth®" word mark and logos are registered trademarks owned by Bluetooth SIG, Inc. The "Wi-Fi®" word mark and logos are registered trademarks owned by the Wi-Fi Alliance. Any use of these marks on this website does not imply any affiliation with or endorsement.