



Lexman MK-5769 Rechargeable Reading Light Instruction Manual

[Home](#) » [lexman](#) » Lexman MK-5769 Rechargeable Reading Light Instruction Manual 

Contents

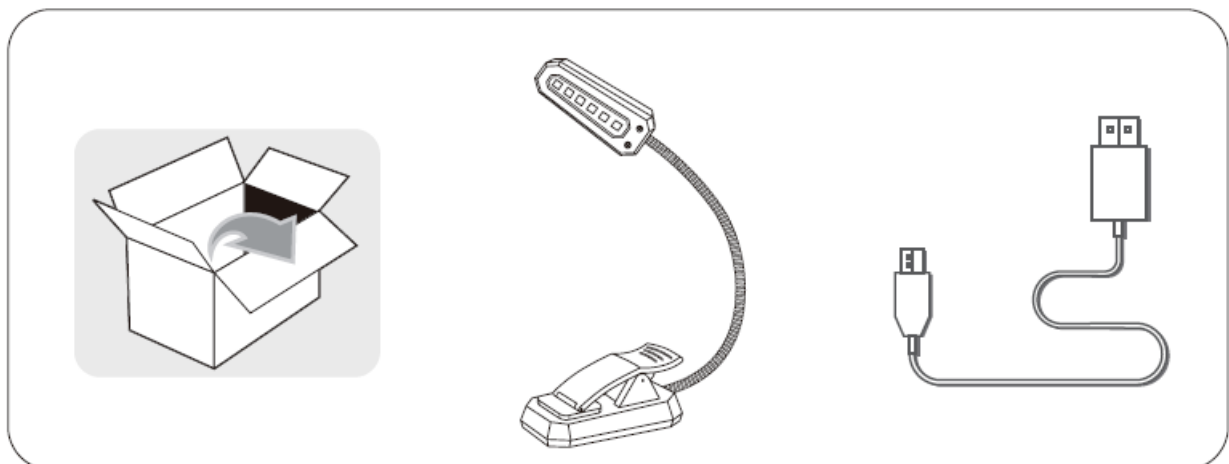
- [1 Lexman MK-5769 Rechargeable Reading Light](#)
- [2 What's In The Box](#)
- [3 General Safety Instructions](#)
- [4 Environmental protection](#)
- [5 Appliance specifications](#)
- [6 Operation](#)
- [7 Other \(Service, Repairing, Warranty, etc\)](#)
- [8 Documents / Resources](#)
- [9 Related Posts](#)



Lexman MK-5769 Rechargeable Reading Light



What's In The Box



Warning symbols

- Please read the following instructions

General Safety Instructions

- To avoid the risk of injury, proper supervision is needed when your appliance is used around children.
- Cleaning and maintenance must not be done by children without supervision.
- Read the instructions carefully and follow them to prevent damage and injury.
- For indoor charging only
- Dry location charging only.

WARNING:

- To reduce the risk of electric shock, do not put the unit in water or other liquids.
- Do not use the product if it has been subjected to a heavy impact, dropped, or otherwise damaged in any way until it has been repaired.
- To avoid electric shocks, remove the USB cable from the power supply before cleaning it.
- The light source of this spotlight is not replaceable, when the light source reaches its end of life, the whole spotlight must be replaced.
- During first use or following a complete discharge, the charging light indicator can take around ten minutes to switch on the following connection.



Environmental protection

- This marking indicates that this product must not be disposed of with other household wastes throughout the EU. Since electric and electronic equipment contains hazardous substances, to prevent possible harm to the environment or human health from uncontrolled waste disposal, recycle it responsibly to promote the sustainable reuse of material resources.
- To preserve natural resources, please recycle or dispose of the battery pack properly. This battery pack contains lithium batteries. Consult your local waste authority for information regarding available recycling and/or disposal options. Discharge your battery pack by operating your lamp, then open the battery box of the lamp, remove the battery pack from the lamp and cover the battery pack connections with heavy-duty adhesive tape to prevent short circuits and energy discharge. Do not attempt to open or remove any of the components.
- This product is recyclable. If it cannot be used anymore, please take it to the waste recycling centre.

Appliance specifications

TECHNICAL CHARACTERISTICS			
Input	5V DC, 1A	Fully charge time	4H
Protection level	IP20		
Battery type	Li-ion 1000mAh 3.7V, Battery pack Voltage 3.7V	Battery cell in appliance	1

Operation

-  **Function:** Low-middle-high-off
-  Battery Recharge, the indicator light is red during the charging process and will turn green when fully charged.
- Clip

Other (Service, Repairing, Warranty, etc)


- Have your product repaired by a qualified person.
- This electric product complies with the relevant safety requirements.
- Repairs should be carried out by qualified persons only using original spare parts; otherwise, the user may be

exposed to considerable risks.

ADEO Services – 135 Rue Sadi Carnot – CS00001 – 59790 RONCHIN – FRANCE.

Made in China.

Documents / Resources

	<p>Lexman MK-5769 Rechargeable Reading Light [pdf] Instruction Manual</p> <p>MK-5769 Rechargeable Reading Light, MK-5769, Rechargeable Reading Light, Reading Light, Light</p>
---	--