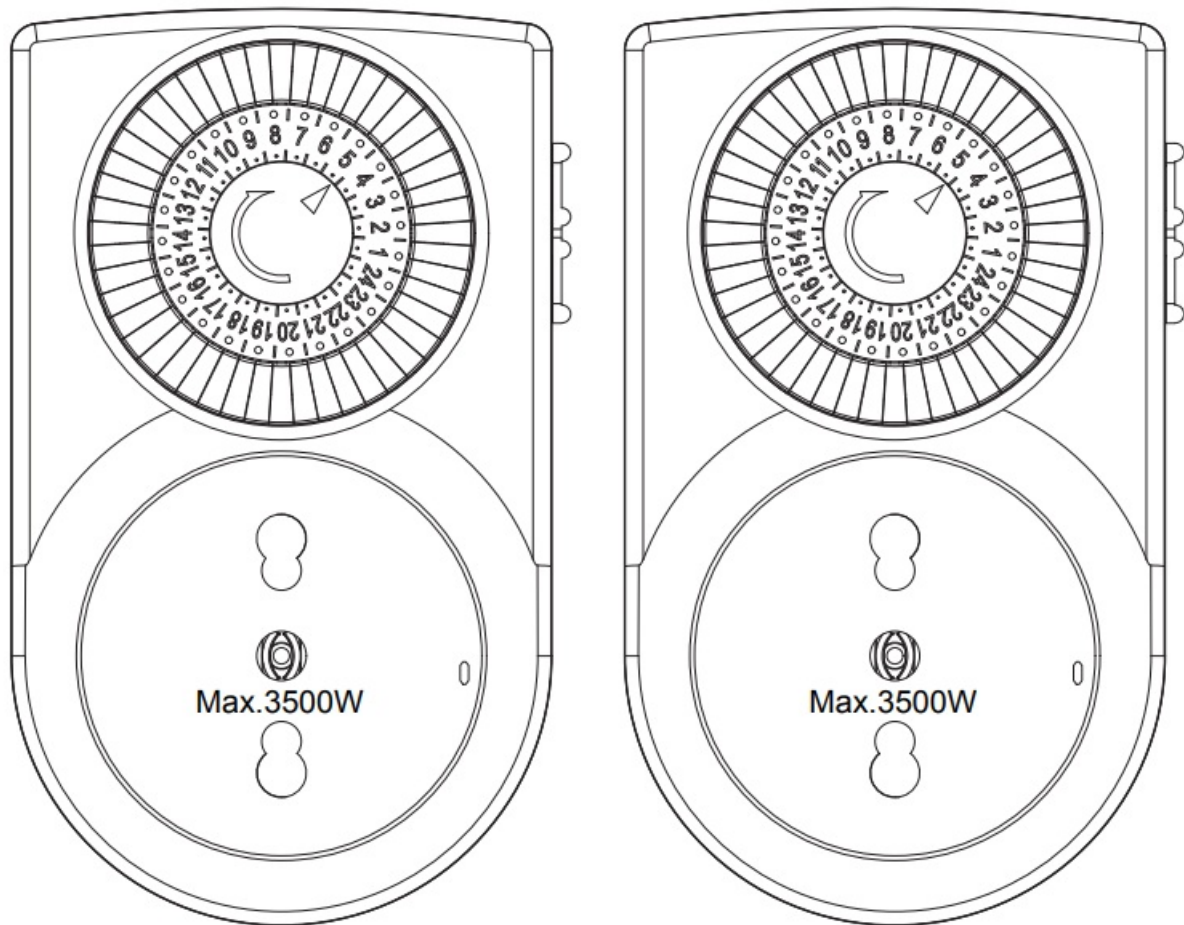


## Lexman 84586342 Set Of 2 Mini Mechanical Timer L Type Instruction Manual

[Home](#) » [lexman](#) » Lexman 84586342 Set Of 2 Mini Mechanical Timer L Type Instruction Manual 

Lexman 84586342 Set Of 2 Mini Mechanical Timer L Type



## Contents

- [1 Limited warranty and liability](#)
- [2 Accessories](#)
- [3 Safety introduction](#)
- [4 General specifications](#)
- [5 External structure](#)
- [6 Operating instruction](#)
- [7 Documents / Resources](#)
- [8 Related Posts](#)

## Limited warranty and liability

LEXMAN guarantee that the product is free from any defect in material and workmanship within five year from the purchase date. This warranty does not apply to damages caused by accident, negligence, misuse, modification, contamination or improper handling. The dealer shall not be entitled to give any other warranty on behalf of LEXMAN. If you need warranty service within the warranty period, please contact your seller directly. LEXMAN will not be responsible for any special, indirect, incidental or subsequent damage or loss caused by using this device. As some countries or regions do not allow limitations on implied warranties and incidental or subsequent damages, the above limitation of liability may not apply to you.

## Accessories

Open the package box and take out the meter. Please double check whether the following items are missing or damaged.

- a) User manual ..... 1pc  
b) MECHANICAL TIMER ..... 2pcs

If any of the above is missing or damaged, please contact your supplier immediately.

## **Safety introduction**

This product is adapted to control: lamp, lighting chain, automatic watering system, aquarium, small heater, coffee machine.

Do not use the product if there is any damage or defect on the product.

Do not open or repair the product by yourself but request it to a professional worker.

To clean the product, remove it from the wall socket and use a soft, dry cloth.

Keep the product out of access to the childrens.

Do not put a load to the product over than the maximum indicated.

Do not plug a multi socket on the product output.

Plug the product only to a wall socket equipped with a earth connection.

Do not plug this kind of product in series.

Avoid humidity, extreme temperatures, vibrations & shocks.

Risk of electrical shock! do not open the product.

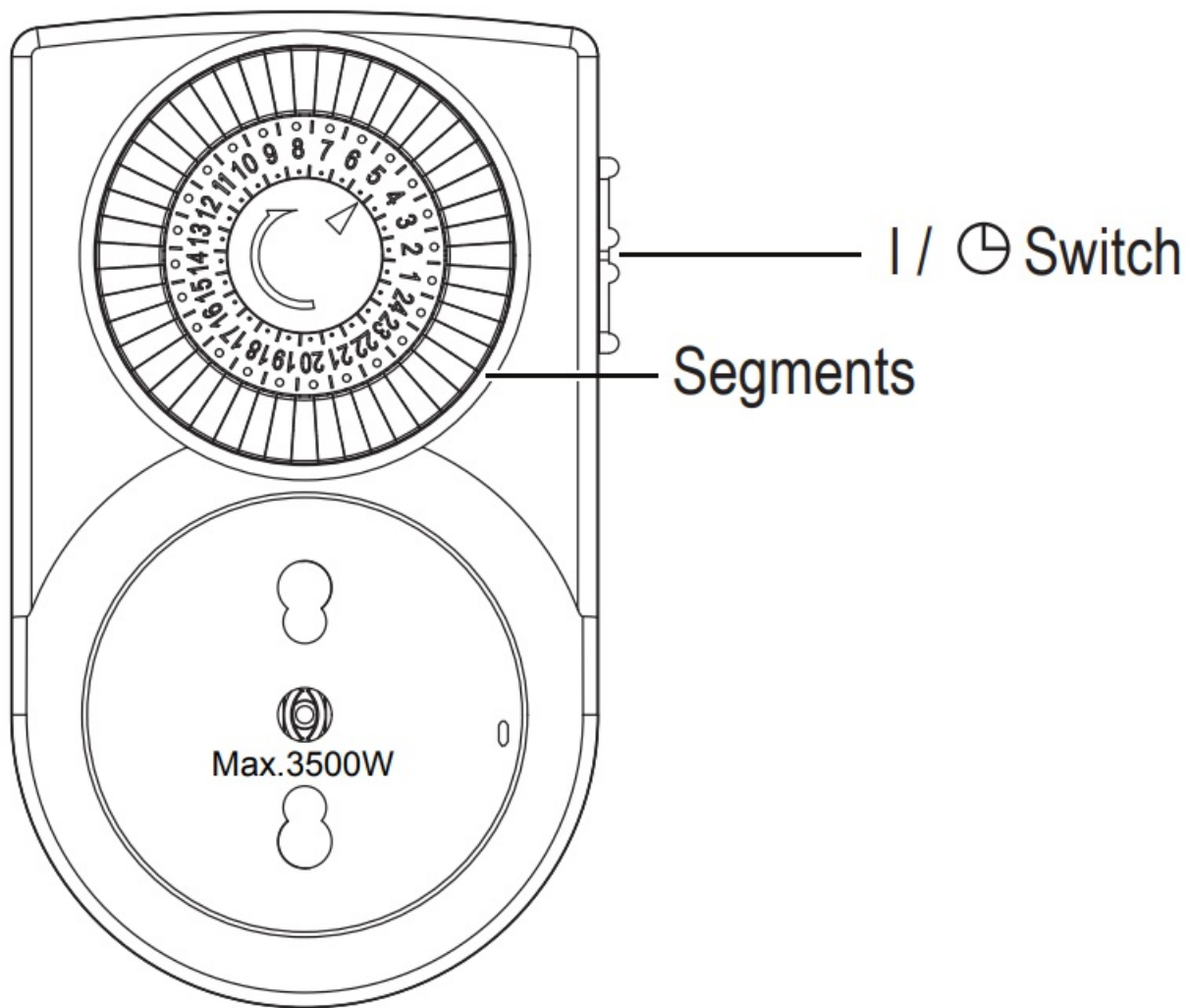
No part can be repaired by the user.

The product is power off only when it is unplugged from wall socket.

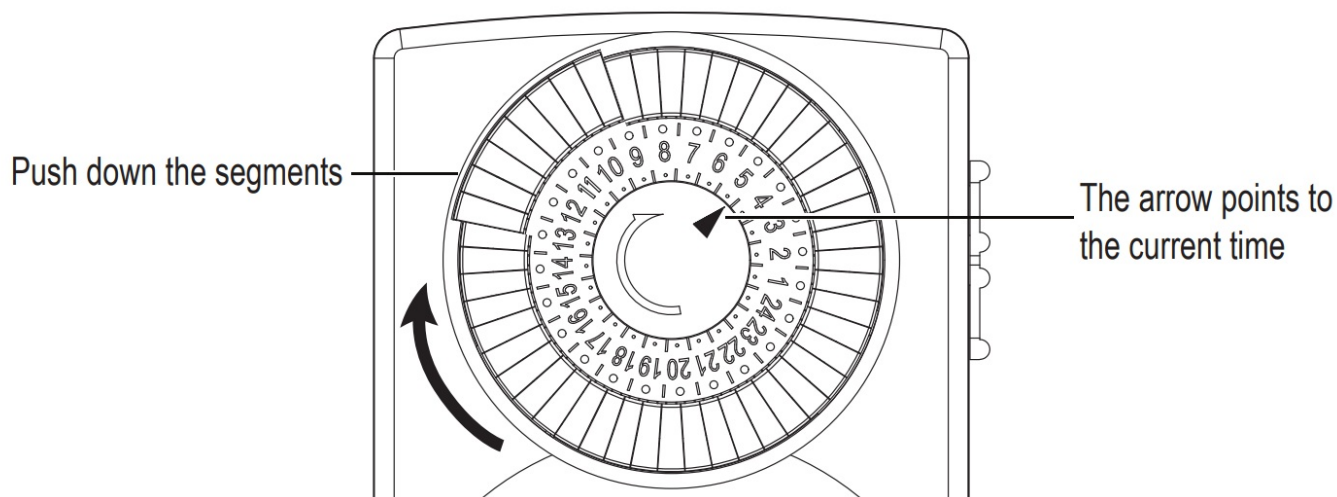
## **General specifications**

Minimum setting	30 minutes
Plug TYPE	L-TYPE
Power	220 – 240V~50Hz
Max Load	3500W, 16(2)A
Working temperature	from 0°C to +55°C
Working humidity	from +5% RH to +95% RH non condensing water
Dimensions	62x 102x65mm
Branding	Lexman
Warrantie	5 Years
Method of mounting controls	Plug-in
Method of providing earthing of control	Plug-in
Type 1 or Type 2 action	Type 1
Additional features of Type 1 or Type 2 actions	1.B.R
Control pollution degree	Pollution degree 2
Rated impulse voltage	2.5kV

## External structure



## Operating instruction




### Set program:

Push down the segments, the attached device should be on during that period of time. In contrast, pull up the segments, the attached device should be off during that period of time.(total 48 segments/30 minutes interval, adjustable for 24hr).

### Set the current time:

Turn the entire timer's dial clockwise until the arrow points to the current time.

### Activate the timer:

To activate the timer's control ensure that the manual switch is set to the  position. To deactivate the timer's control, set the manual switch to I position. The timer's outlet remains on, just like a normal outlet.

### To work:

1. Plug the timer into an outlet.
2. Plug a device into the timer's outlet. Turn the device's switch on for timer's control.
3. Now the device will turn on and off with your programmed settings.




Electrical products must not be thrown out with domestic waste. They must be taken to a communal collecting point for environmentally friendly disposal in accordance with local regulations. Contact your local authorities or stockiest for advice on recycling. The packaging material is recyclable. Dispose of the packaging in an environmentally friendly manner and make it available for the recyclable material collection-service.

5-year guarantee

# Lexman

## Documents / Resources



[Lexman 84586342 Set Of 2 Mini Mechanical Timer L Type](#) [pdf] Instruction Manual  
84586342 Set Of 2 Mini Mechanical Timer L Type, 84586342, Set Of 2 Mini Mechanical Timer L Type, Mini Mechanical Timer L Type, Mechanical Timer L Type, Timer L Type, L Type, Type