

Lexman 84586336 Mechanical Timer Instruction Manual

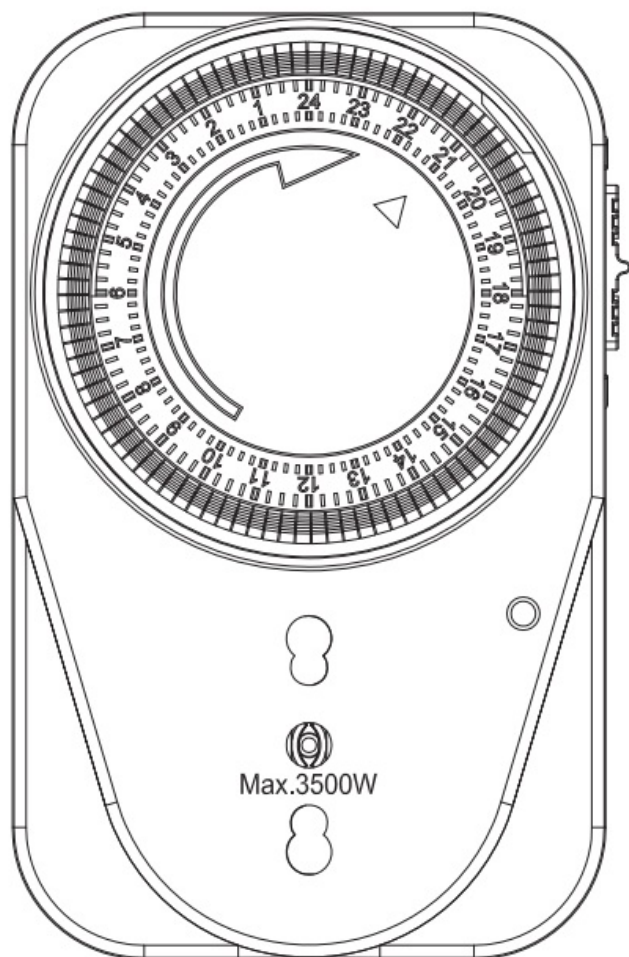
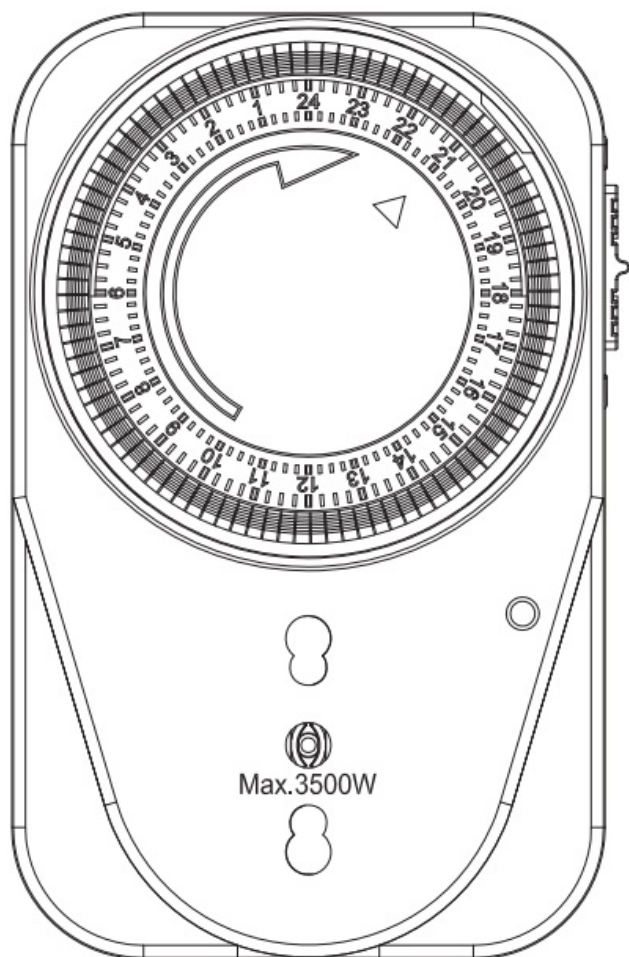
[Home](#) » [lexman](#) » Lexman 84586336 Mechanical Timer Instruction Manual 



Contents

- [1 Lexman 84586336 Mechanical Timer](#)
- [2 SPECIFICATION](#)
- [3 External structure](#)
- [4 Operating instruction](#)
- [5 Limited warranty and liability](#)
- [6 Accessories](#)
- [7 Safety introduction](#)
- [8 General specifications](#)
- [9 Documents / Resources](#)
- [10 Related Posts](#)

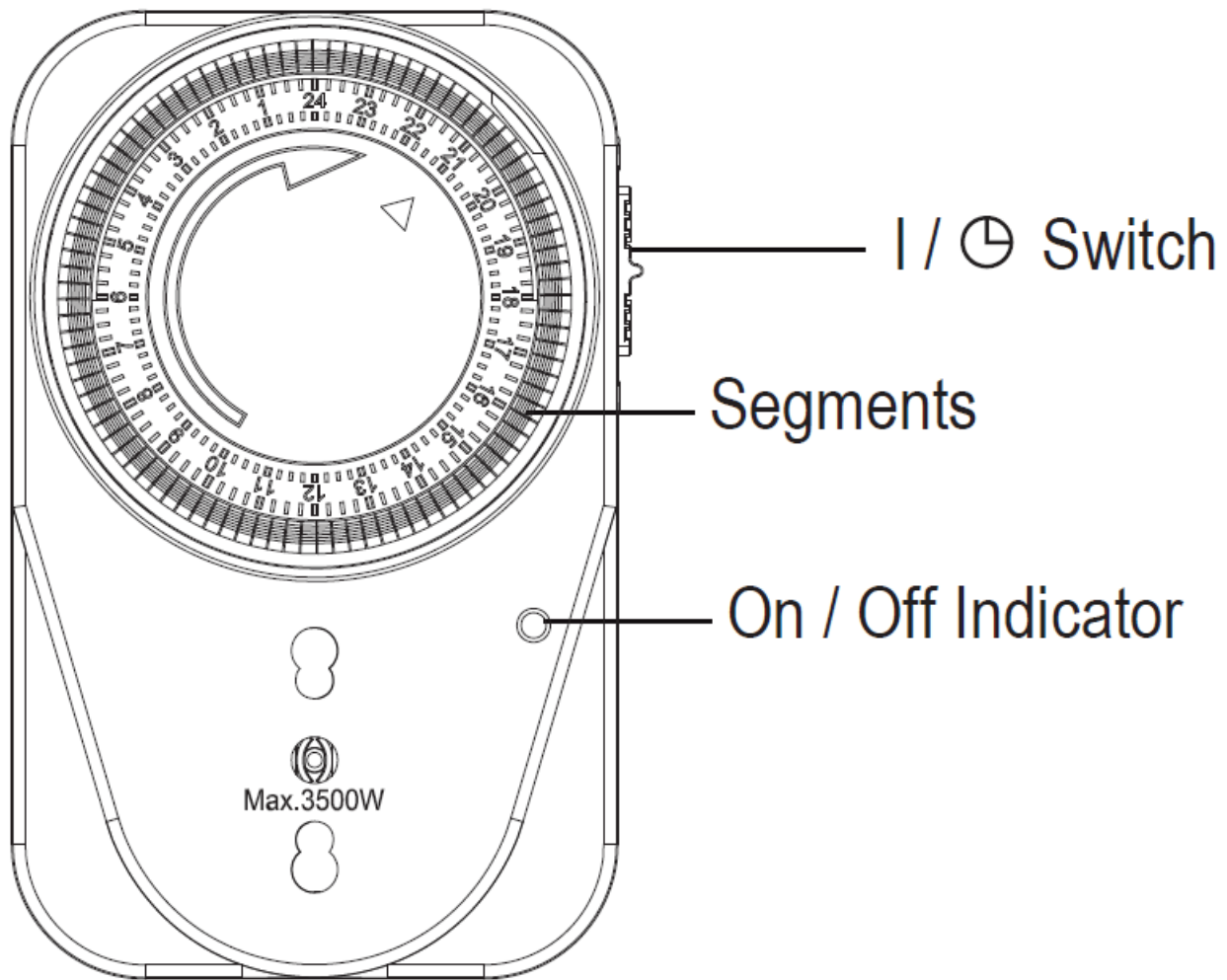
Lexman 84586336 Mechanical Timer



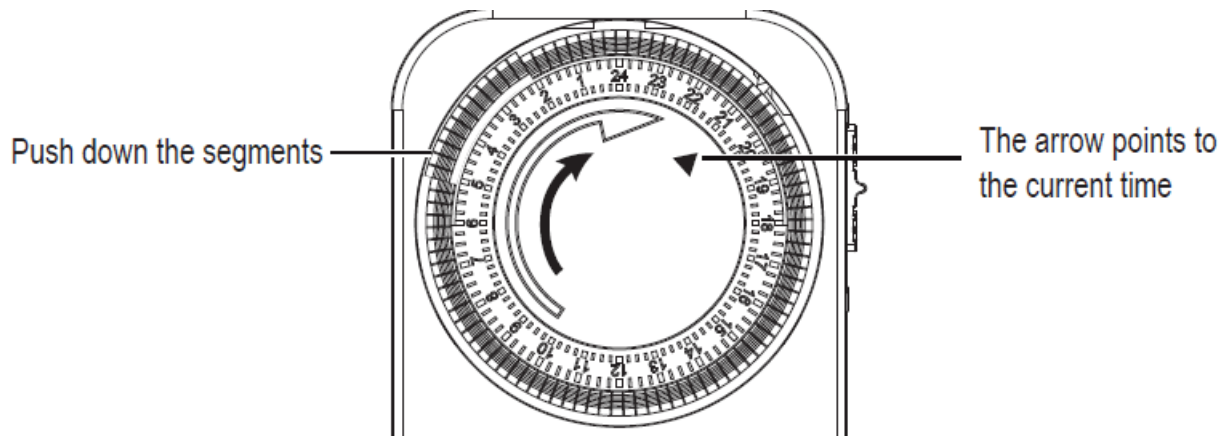
SPECIFICATION

| | |
|---|---|
| Power | 220-240V~50Hz |
| Ampere Max | 3500W, 16(2)A |
| Working temperature | from 0°C to +55°C |
| Working humidity | from +5% RH to +95% RH non condensing water |
| Dimensions | 75x115x68.8mm |
| Branding | Lexman |
| Warrantie | 5 Years |
| Method of mounting controls | Plug-in |
| Method of providing earthing of control | Plug-in |
| Type 1 or Type 2 action | Type 1 |
| Additional features of Type 1 or Type 2 actions | 1.B.R |
| Control pollution degree | Pollution degree 2 |
| Rated impulse voltage | 2.5kV |

External structure



Operating instruction



Limited warranty and liability

LEXMAN guarantee that the product is free from any defect in material and workmanship within five year from the purchase date. This warranty does not apply to damages caused by accident, negligence, misuse, modification, contamination or improper handling. The dealer shall not be entitled to give any other warranty on behalf of LEXMAN. If you need warranty service within the warranty period, please contact your seller directly. LEXMAN will not be responsible for any special, indirect, incidental or subsequent damage or loss caused by using this device. As some countries or regions do not allow limitations on implied warranties and incidental or subsequent damages, the above limitation of liability may not apply to you.

Accessories

Open the package box and take out the meter. Please double check whether the following items are missing or damaged.

- User manual 1pc
- MECHANICAL TIMER 1pc

If any of the above is missing or damaged, please contact your supplier immediately.

Safety introduction

- This product is adapted to control: lamp, lighting chain, automatic watering system, aquarium, small heater, coffee machine.
- Do not use the product if there is any damage or defect on the product.
- Do not open or repair the product by yourself but request it to a professional worker.
- To clean the product, remove it from the wall socket and use a soft, dry cloth.
- Keep the product out of access to the childrens.
- Do not put a load to the product over than the maximum indicated.
- Do not plug a multi socket on the product output.
- Plug the product only to a wall socket equipped with a earth connection.
- Do not plug this kind of product in series.
- Avoid humidity, extreme temperatures, vibrations & shocks.
- Risk of electrical shock! do not open the product.
- No part can be repaired by the user.
- The product is power off only when it is unplugged from wall socket.

General specifications

- Minimum setting 15 minutes
- Plug TYPE L-TYPE

The segments, the attached device should be off during that period of time.(total 96 segments/15 minutes interval, adjustable for 24hr).

Set the current time:

Turn the entire timer's dial clockwise until the arrow points to the current time.

Activate the timer:

To activate the timer's control ensure that the manual switch is set to the position . To deactivate the timer's control, set the manual switch to I position.The timer's outlet remains on, just like a normal outlet.


To work:

1. Plug the timer into an outlet.
2. Plug a device into the timer's outlet. Turn the device's switch on for timer's control.
3. Now the device will turn on and off with your programmed settings.

Electrical products must not be thrown out with domestic waste. They must be taken to a communal collecting point for environmentally friendly disposal in accordance with local regulations. Contact your local authorities or stockiest for advice on recycling. The packaging material is recyclable. Dispose of the packaging in an environmentally friendly manner and make it available for the recyclable material collection-service.

ADEO Services – 135 Rue Sadi Carnot – CS 00001 59790 RONCHIN – France

Documents / Resources



[Lexman 84586336 Mechanical Timer](#) [pdf] Instruction Manual
84586336 Mechanical Timer, 84586336, Mechanical Timer, Timer

Manuals+.