



Letsfit Sleep Sound Machine T126L User Manual

[Home](#) » [Support](#) » Letsfit Sleep Sound Machine T126L User Manual 

Contents

- [1 Letsfit Sleep Sound Machine T126L](#)
- [2 Package Contents](#)
- [3 At a Glance](#)
- [4 Use the Machine](#)
- [5 Power On / Off](#)
- [6 Choose Your Sound](#)
- [7 Volume Control](#)
- [8 Auto-Off Timer Set](#)
- [9 Night Light](#)
- [10 Restoring Factory Default Settings](#)
- [11 Specifications](#)
- [12 SAFETY AND WARRANTY](#)
- [13 Important Safety Instructions](#)
- [14 Warranty](#)
- [15 DOWNLOAD](#)
- [16 Related Posts](#)

Letsfit Sleep Sound Machine T126L



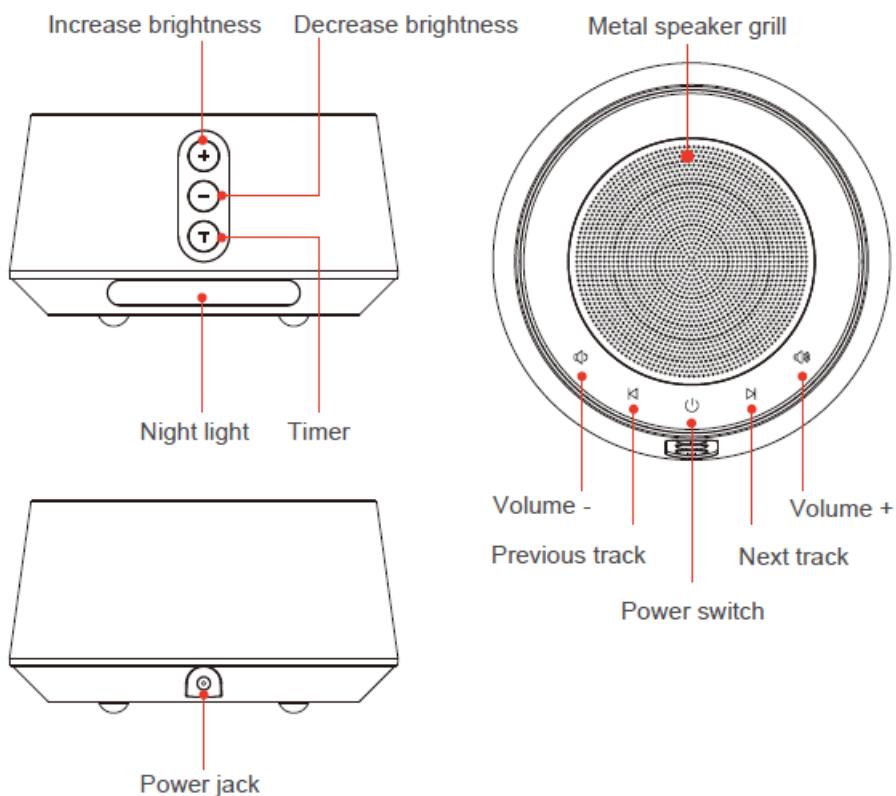
USER MANUAL

Thank you for purchasing our products. This manual addresses the safety guidelines, warranty and operating instructions. Please review this manual thoroughly before operating your device.

Package Contents

- Sleep Sound Machine × 1
- Power Adapter × 1
- User Manual × 1

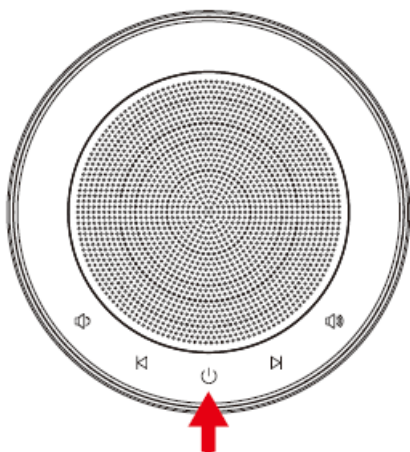
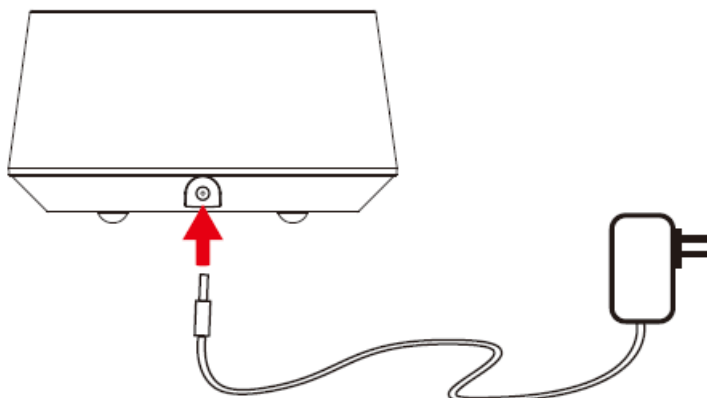
At a Glance



Use the Machine

Power On / Off

1) Connect the device to a power source using the power adapter provided before use.



Choose Your Sound

Tap the "⏮" or "⏭" button to choose the sound you wish to listen. The device provides 14 nature sounds:

- 1) White Noise
- 2) Pink Noise
- 3) Brown Noise
- 4) Fan Noise
- 5) Clothes Dryer 1
- 6) Clothes Dryer 2
- 7) Crickets

- 8) Singing Birds
- 9) Ocean Wave
- 10) Thunderstorm
- 11) Water Stream
- 12) Twinkle Twinkle Little Star
- 13) Hush Little Baby
- 14) Rock-a-bye Baby

Volume Control

Tap or hold the "  " / "  " button to increase / decrease the volume.

Auto-Off Timer Set

When the device is on, press the " T " button to set the timer for 15/30/60/90/120 minutes or turn off the timer. You can also press and hold the " T " button to turn off the timer directly.

Note: Turn off the timer if you wish to listen to the sounds continuously.

Night Light

Tap the metal speaker grill to turn on / off the night light. If you want to increase / decrease the brightness of the night light, press or hold the "+" or "-" button.

Restoring Factory Default Settings

- 1) Disconnect the device from the power source.
- 2) Hold the "T" button and then connect the device to the power source.
- 3) The device will restore to factory settings after 3 seconds and you hear a voice prompt "Factory Recovery".

Specifications

- Model: T126L
- Adapter Input: 100-240V ~ 50/60Hz
- Adapter Output: 5V 1.0A
- Device Working Voltage: DC 5V
- Device Working Power: <3 Watts
- Working Temperature Range: -10°C to 50°C

SAFETY AND WARRANTY

Important Safety Instructions

- This machine is designed for indoor use only. Please refrain from using outdoors.
- Clean the machine regularly with a soft, dry cloth. Do not use any liquids, sprays (including solvents, chemicals, alcohol, or abrasives) to clean.
- The machine should not be used near water, such as a bathtub, swimming pool, faucet or basin, which may cause risk of injury.
- Never drop or insert objects into any opening on the device.
- Do not operate where aerosol (spray) products are being used or where oxygen is being administered.
- Avoid placing the machine in areas that are exposed to direct sunlight or close to heat-radiating products such as electric heaters. Do not place the device on top of the stereo equipment that may emit heat.
- Avoid placing the machine in areas that are dusty, humid, moist, lack ventilation, or are subject to constant vibration.

- The machine may be subject to interference from external sources such as transformers, electric motors or other electronic devices. To avoid distortion from such sources, please make sure you place the device as far away from these disturbances as possible.
- Do not apply excessive force when using any of the control buttons.
- Power cords should be routed to avoid being walked on or pinched by items placed on or against them.
- Disconnect the power supply of the machine when it is unused for an extended period of time or when moving the device.
- Use this device only for its intended purpose as described in this manual.
- Close supervision is necessary when this appliance is used by or near children, people with learning difficulties or people that have a disability.
- Never operate this device if it has a damaged cord, cable or housing.

Warranty

We strive to build our products with the highest attention to detail and craftsmanship. However, sometimes there are occurrences of a defect, so we are happy to offer a ONE-year hassle-free warranty to all our devices as we continue to make amazing products. Please contact us if you have any questions about our devices.

DOWNLOAD

Letsfit Sleep Sound Machine T126L User Manual – [[Download PDF](#)]
