



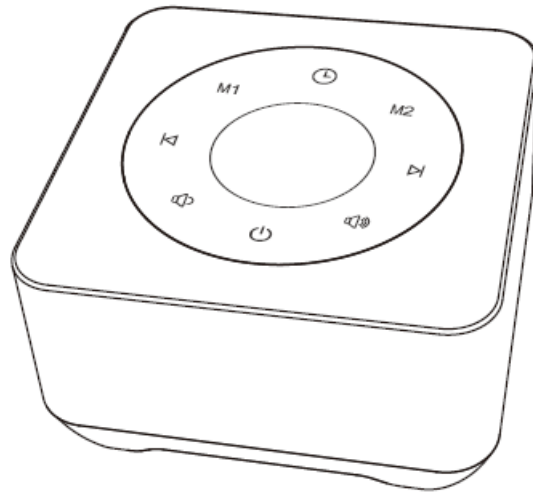
Letsfit Sleep Sound Machine EP1 User Manual

[Home](#) » [Letsfit](#) » Letsfit Sleep Sound Machine EP1 User Manual 

Contents

- [1 Letsfit Sleep Sound Machine EP1](#)
- [2 USER MANUAL](#)
- [3 Package Contents](#)
- [4 At a Glance](#)
- [5 Powering On / Off](#)
- [6 Setting and Using the Machine](#)
 - [6.1 Choose Your Sound](#)
 - [6.2 Volume Control](#)
 - [6.3 Set Auto-Off Timer](#)
 - [6.4 Set Custom Mode](#)
- [7 Restoring Factory Defaults](#)
- [8 Specifications](#)
- [9 DOWNLOAD](#)
- [10 Related Posts](#)

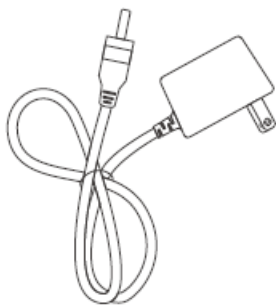
Letsfit Sleep Sound Machine EP1



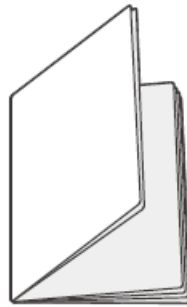
USER MANUAL

Thank you for purchasing our product. This manual addresses the safety guidelines, warranty and operating instructions. Please review this manual thoroughly before operating your device.

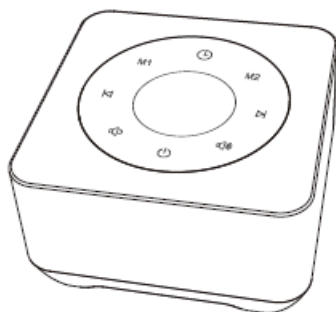
Package Contents



● Power Adapter × 1

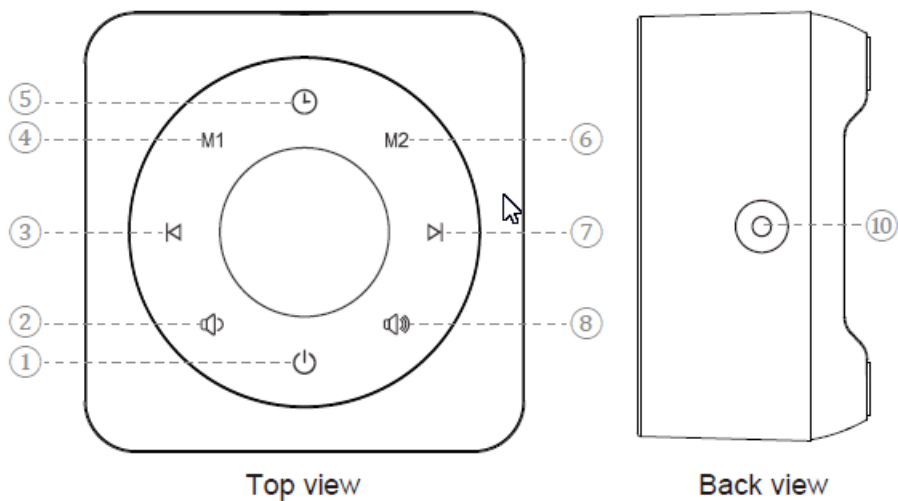


● User Manual × 1



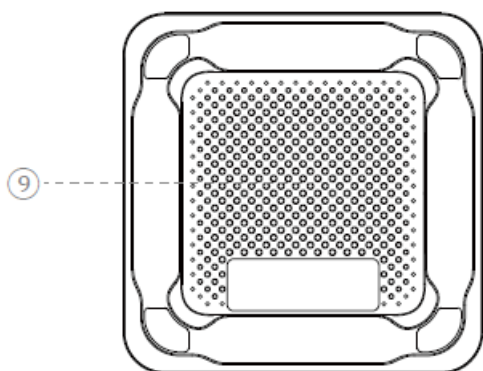
● Sleep Sound Machine × 1

At a Glance



Top view

Back view

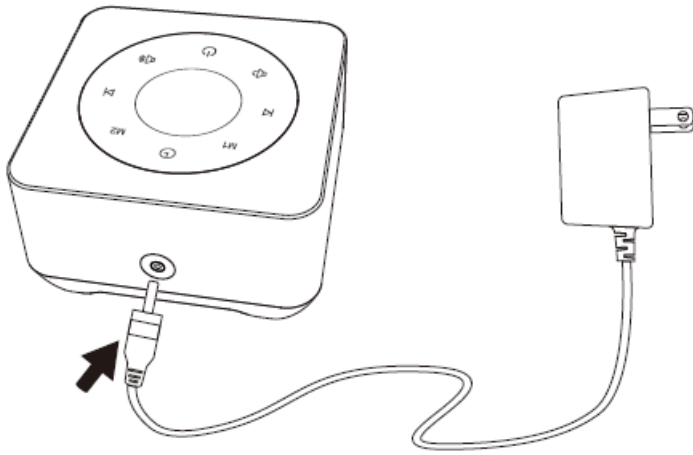



Bottom view

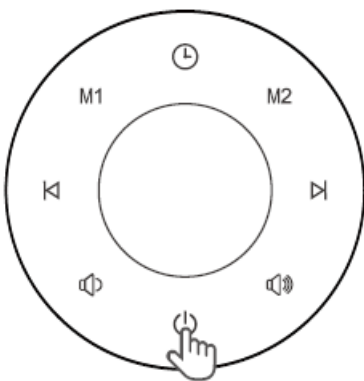
- ① Power Switch
- ② Decrease Volume
- ③ Previous Track
- ④ Custom Mode 1
- ⑤ Timer
- ⑥ Custom Mode 2
- ⑦ Next Track
- ⑧ Increase Volume
- ⑨ Speaker
- ⑩ Power Jack

Powering On / Off

- 1) Connect the machine to a power source using the power adapter provided.





2) Tap the "  " button to turn on / off the machine.



Setting and Using the Machine

Choose Your Sound

Tap the "  " or "  " button to choose the sound you wish to listen to. The machine provides 20 soothing sounds:

White noise sound

- 1) White Noise
- 2) Pink Noise
- 3) Smoothed Pink Noise
- 4) Brown Noise
- 5) Baby Brown Noise





Fan sound

- 6) Sleeping Fan Noise
- 7) Desk Fan Noise
- 8) Laundry
- 9) Clothes Dryer
- 10) Hair Dryer



Natural sound & lullaby

- 11) Flame
- 12) Train Voice
- 13) Nothing But Crickets
- 14) Forest
- 15) Spring Water
- 16) Thunder Rain
- 17) Sea Waves
- 18) Twinkle Twinkle Little Star
- 19) Hush Little Baby
- 20) Rock-A-Bye Baby

Volume Control

Tap the "  " / "  " button to increase / decrease the volume by one level. Or hold the "  " / "  " button to increase / decrease the volume continuously.

Set Auto-Off Timer

When the music is playing, tap the "  " button to set the timer for 15/30/60/90/120mins or turn it off. You can also tap and hold the "  " button to turn off the timer directly.


Note:

Turn off the timer if you wish to listen to the sounds continuously.

Set Custom Mode

Tap and hold the "M1" / "M2" button to save the current music and volume. Tap the "M1" / "M2" button to play the last saved music.

Restoring Factory Defaults

Tap and hold the "  " button for about 5 seconds until you hear a voice prompt "Factory Recovery" and the machine will turn off

Specifications

- Model: EP1
- Speaker Power: 3W
- Adapter Input: 100-240V~50/60Hz
- Adapter Output: 5V—1A
- Working Temperature: -10°C to 50°C
- Working Humidity: 20% to 90%; non-condensing
- Dimension: 90 x 90 x 50mm

DOWNLOAD

Letsfit Sleep Sound Machine EP1 User Manual – [[Download PDF](#)]

Manuals+