

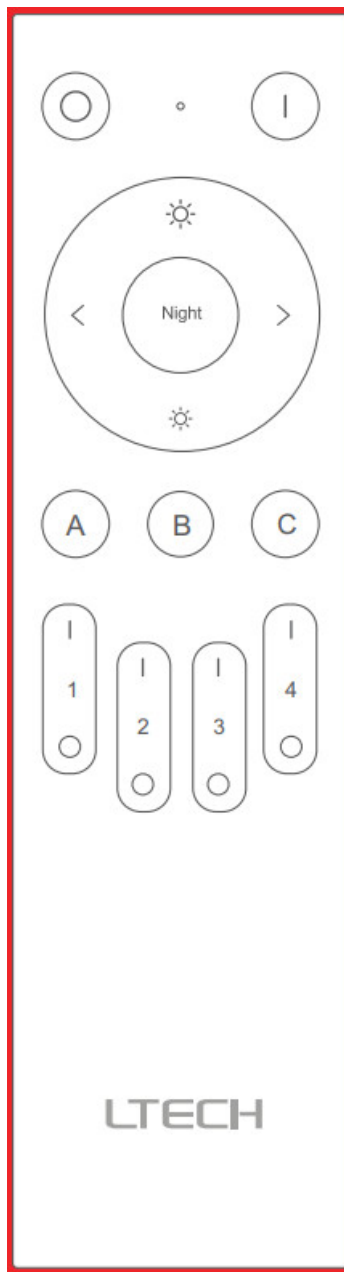


LETECH RC4-BLE Bluetooth LED Remote User Manual

[Home](#) » [LETECH](#) » LETCH RC4-BLE Bluetooth LED Remote User Manual 

LETECH

Bluetooth LED Remote
RC4-BLE
User Manual



Contents

- [1 Product Introduction](#)
- [2 Technical Specs](#)
- [3 Recommend Applications](#)
- [4 Dimensions](#)
- [5 How to Access & Exit the Network](#)
- [6 Documents / Resources](#)
 - [6.1 References](#)
- [7 Related Posts](#)

Product Introduction

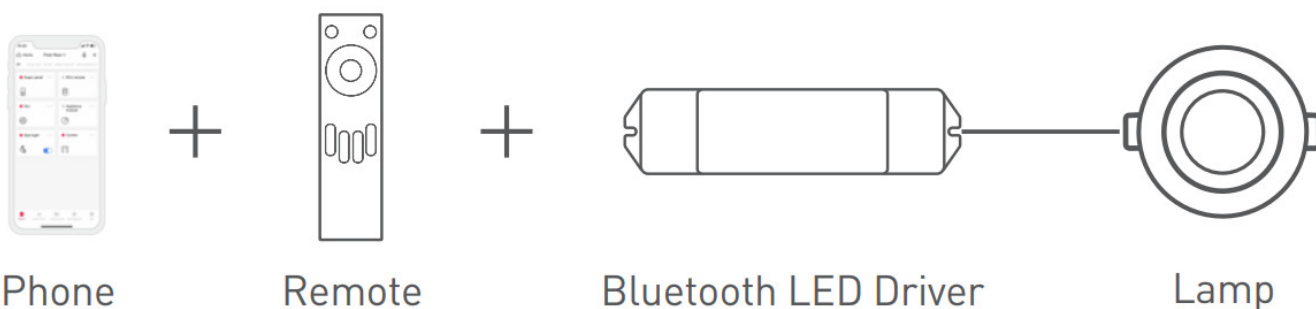
Bluetooth LED remote adopts Bluetooth 5.0 SIG Mesh technology with low power consumption. Work with a Bluetooth wireless LED driver to simultaneously control different types of light fixtures in multiple zones. You can turn lights on / off, set the dim level, and change the color temperature and colors of lights with one remote. Simple and flexible operations put you in easy control of your lighting and make life smarter.

Technical Specs

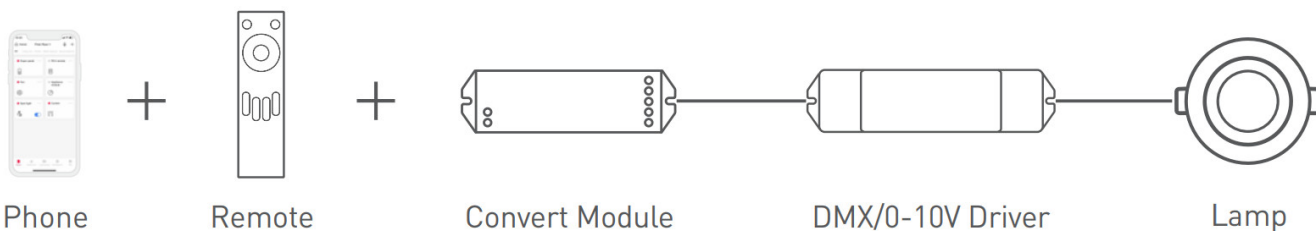
Model:	RC4-BLE
Working Voltage:	3Vdc (Button Battery CR2032)
Wireless Protocol Type:	Bluetooth 5.0 SIG Mesh
Working Temperature:	40×150×13(mm)
Dimensions(L×W×H):	46×155×19(mm)
Package Size (L×W×H):	85g
Weight(G.W.):	-20 C~55 C

Recommend Applications

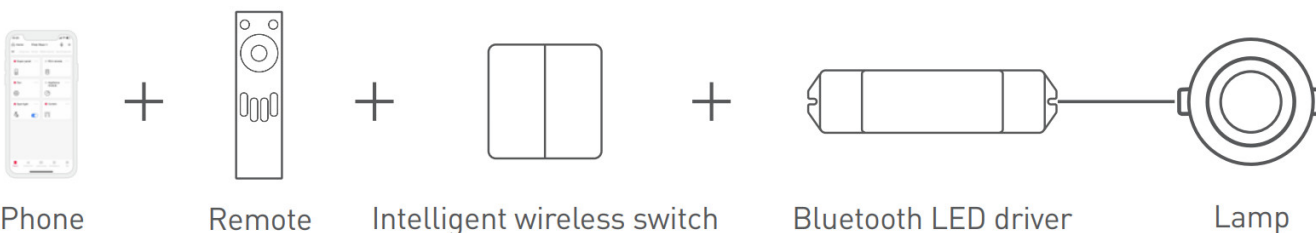
1. Achieve fast dimming control.



2. Link up the remote with the driver via App to control the driver both by App and remote.

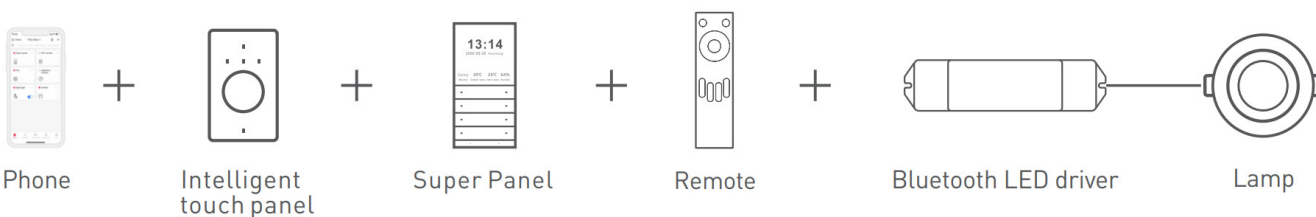


3. Link up the remote with the driver via App to control the driver by APP, remote and wireless switch.



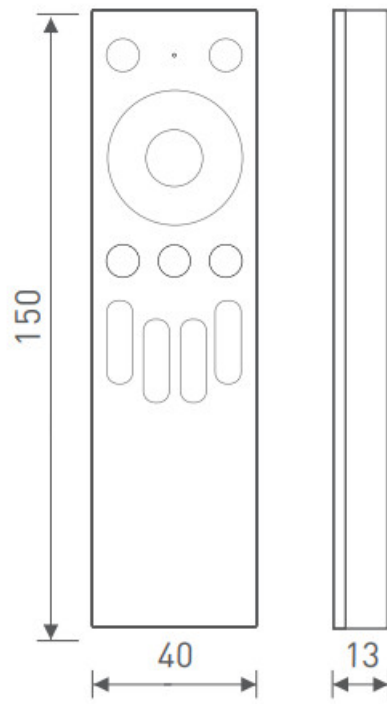
4. Link up the American base wall switch (Intelligent touch panel) with the driver via APP to control the driver both by App and wall switch.

By connecting the Super Panel to the network, you are allowed to control the driver, cloud scenes, and automation remotely with App.

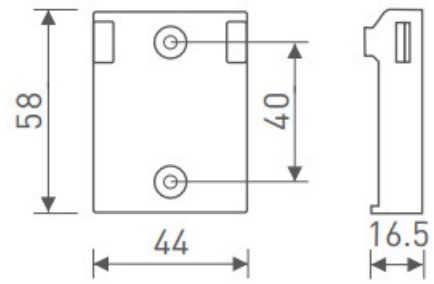


Dimensions

Unit: mm

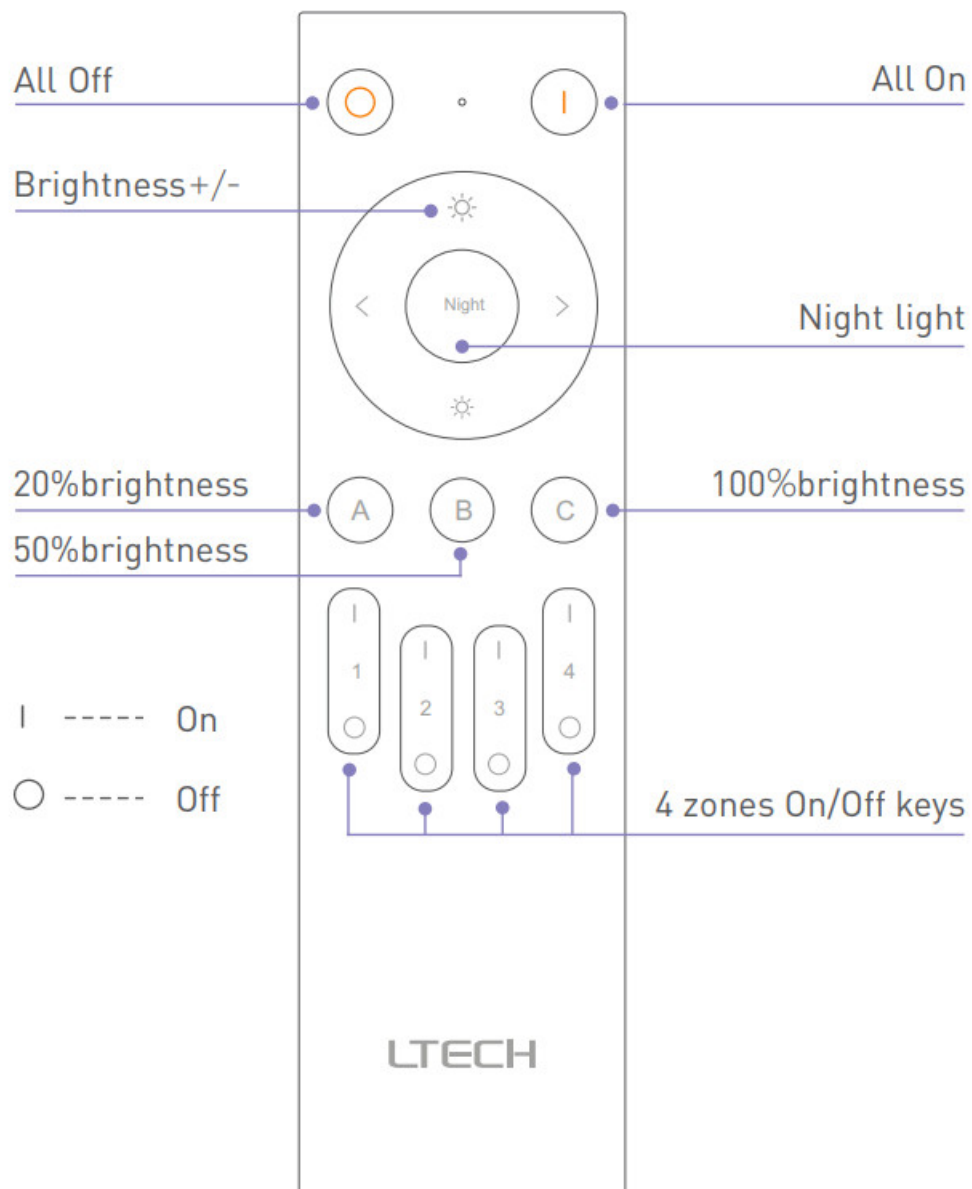


Remote

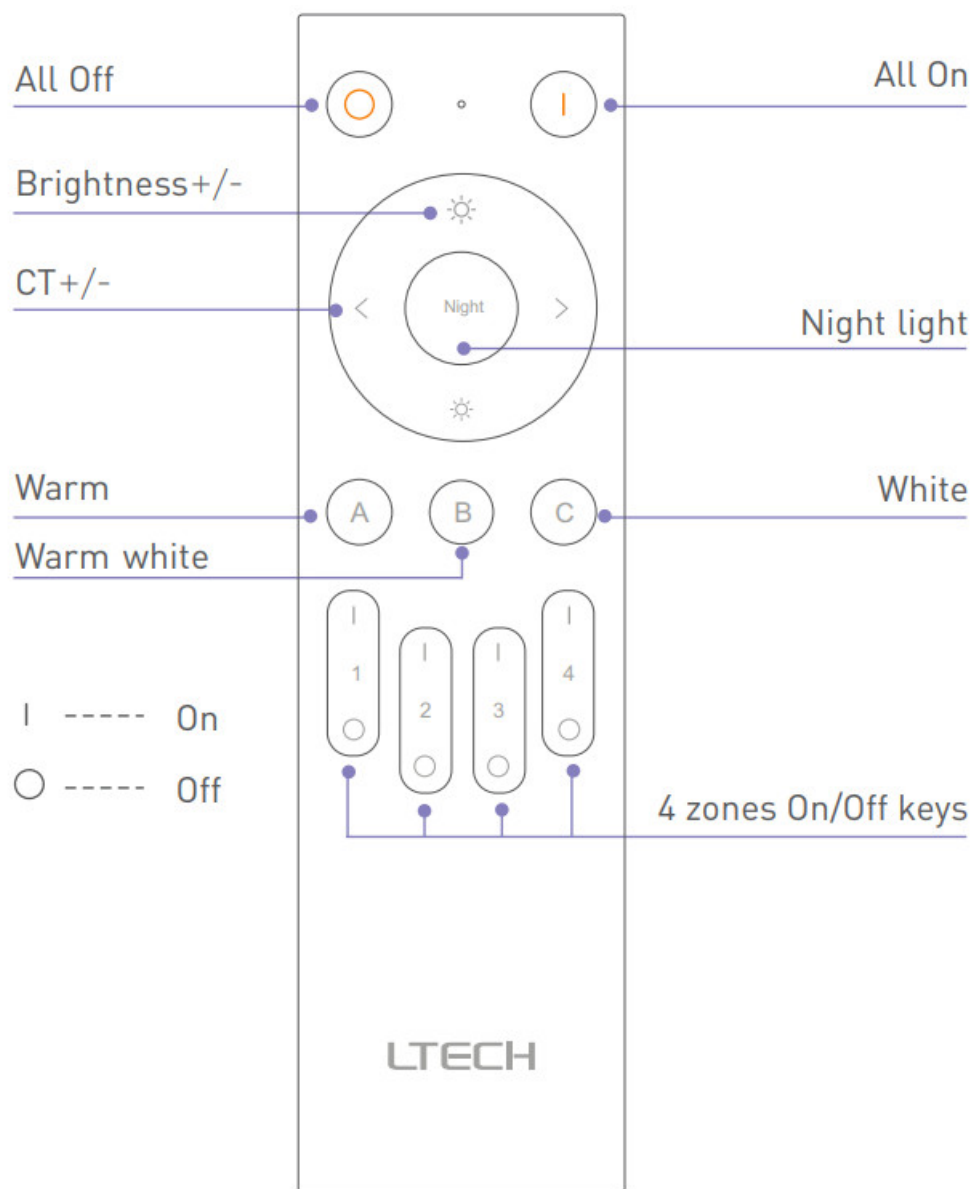


Remote Holder

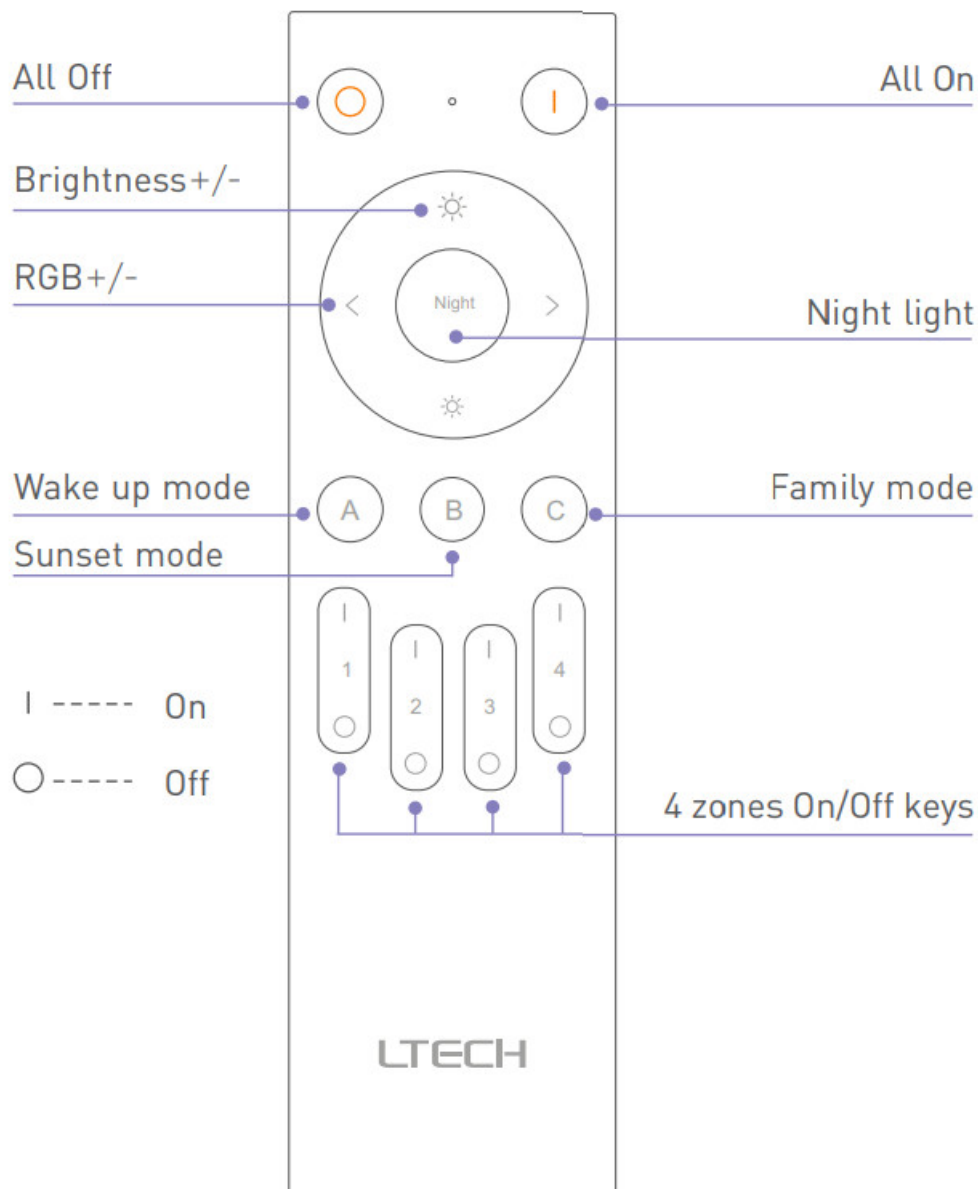
Remote -DIM






Remote – CT


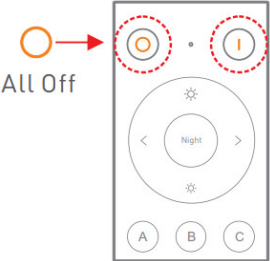


Remote – RGB/RGBW/RGBWY



- “On” keys of 4 zones allow you to turn on the lights and select the zones, and the “Off” keys to turn off the lights and deselect the zones. If you have selected one zone, press the “On” keys of other zones within 3s and you’ll be able to control all the selected zones with 8 dimming keys . If one zone is repeatedly selected within 3s, the other zones you selected previously will be canceled (e.g. If Zone 1, Zone 2, or Zone 3 have been selected and you press “ON” key of Zone 1 again, then only Zone 1 will be selected and Zone 2, Zone 3 will be canceled).
- All On  /All Off  keys are to simultaneously turn on /off the lights of all zones, but the 8 dimming keys are still in control of the previously selected zones before turning lights off.

How to Access & Exit the Network

	<p>Access the network</p> <p>Long press the “All On” key for 6s. When the indicator light flashes slowly, the remote gets into the activated mode. Within the 40s, search for the device and add it by the mobile APP. If the indicator light fast flashes three times, the remote will access the network successfully.</p>
	<p>Routinely exit the network:</p> <p>Long press the “All On” key for 6s. When the indicator light flashes slowly, the remote gets into the activated mode. Go to the App settings and click “Delete Device”. When the indicator light fast flashes five times, the remote will exit the network successfully.</p> <p>Force exit the network/Reset factory defaults: Long press the “All Off” key for 6s. When the indicator light fast flashes five times, the remote will exit the network successfully.</p>

* One remote can pair up the above three types of light fixtures, but each group can only control the same color type of lights.


* This manual is subject to changes without further notice. Product functions depend on the goods. Please feel free to contact our official distributors if you have any questions.

www.ltech-led.com

Update Time: 07/05/2021_A1



Documents / Resources

	<p>LETCB RC4-BLE Bluetooth LED Remote [pdf] User Manual</p> <p>RC4-BLE Bluetooth LED Remote, RC4-BLE, Bluetooth LED Remote, LED Remote, Remote</p>
---	---

References

- [LED Controller](#) | [LED Dimmable Driver](#) | [LED Intelligent Lighting](#) | [Intelligent Home -LTECH](#)