

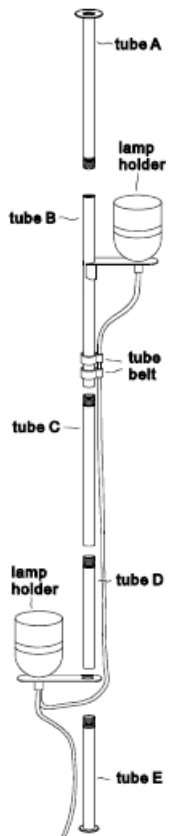
LEONC DESIGN F2047 Soft Light Floor Lamp Installation Guide

Contents

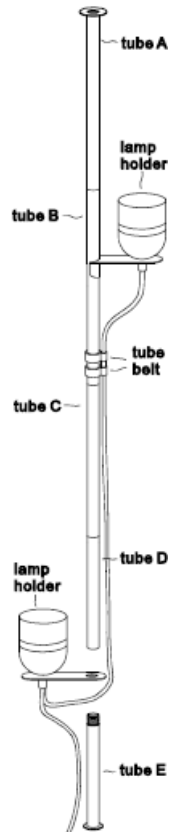
- [1 F2047 Soft Light Floor Lamp](#)
- [2 INSTALLATION MANUAL](#)
 - [2.1 Installation Notes:](#)
 - [2.2 Maintenance of lampshade:](#)
 - [2.3 Light source power:](#)
 - [2.4 Package Include:](#)
 - [2.5 Warning:](#)
- [3 Documents / Resources](#)
 - [3.1 References](#)
- [4 Related Posts](#)

F2047 Soft Light Floor Lamp

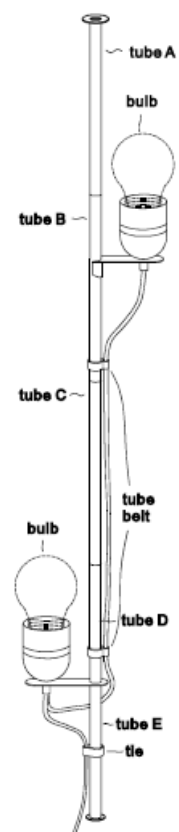
1



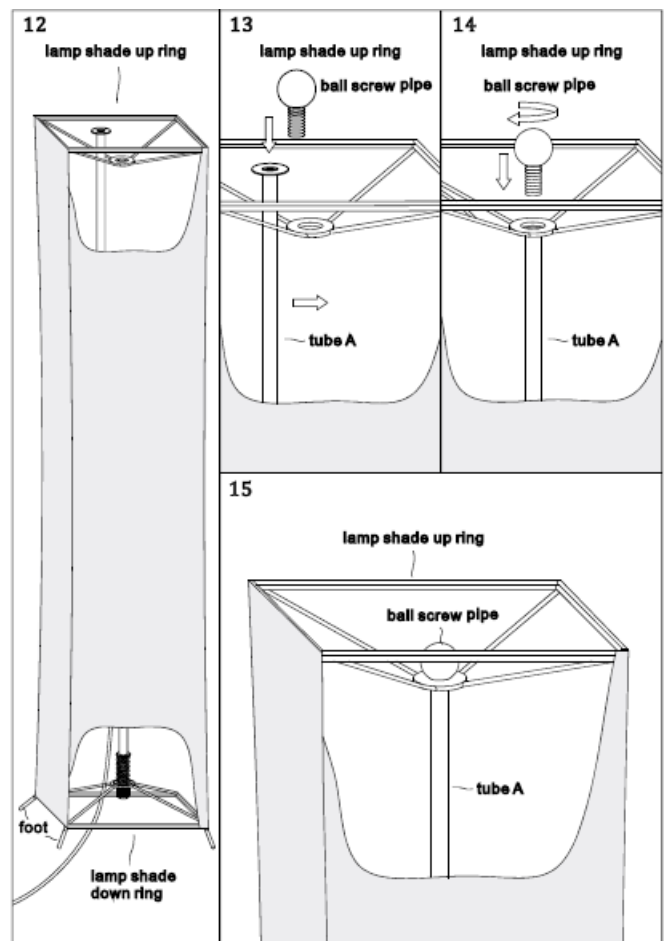
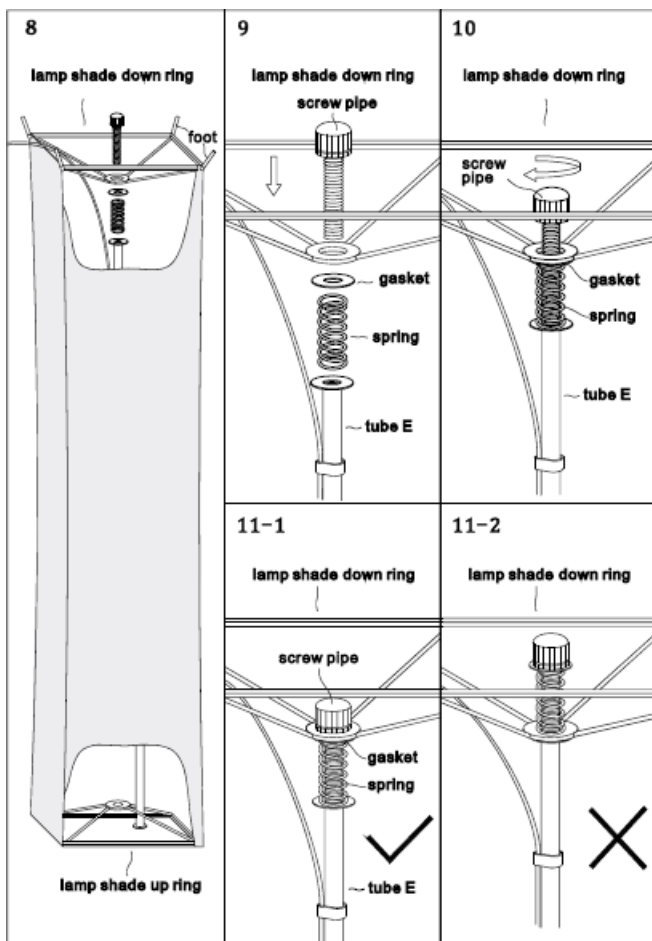
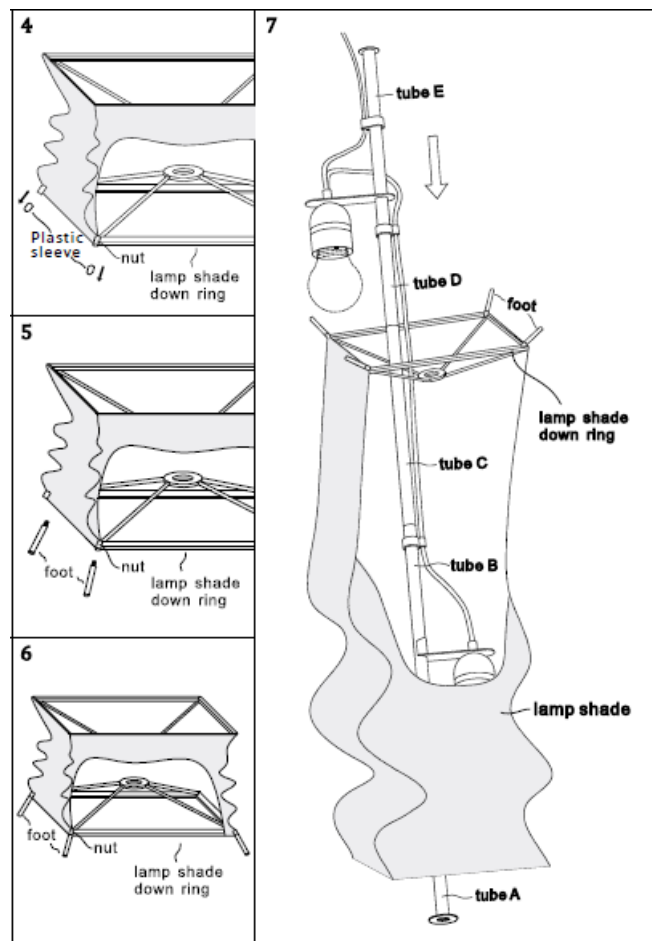
2

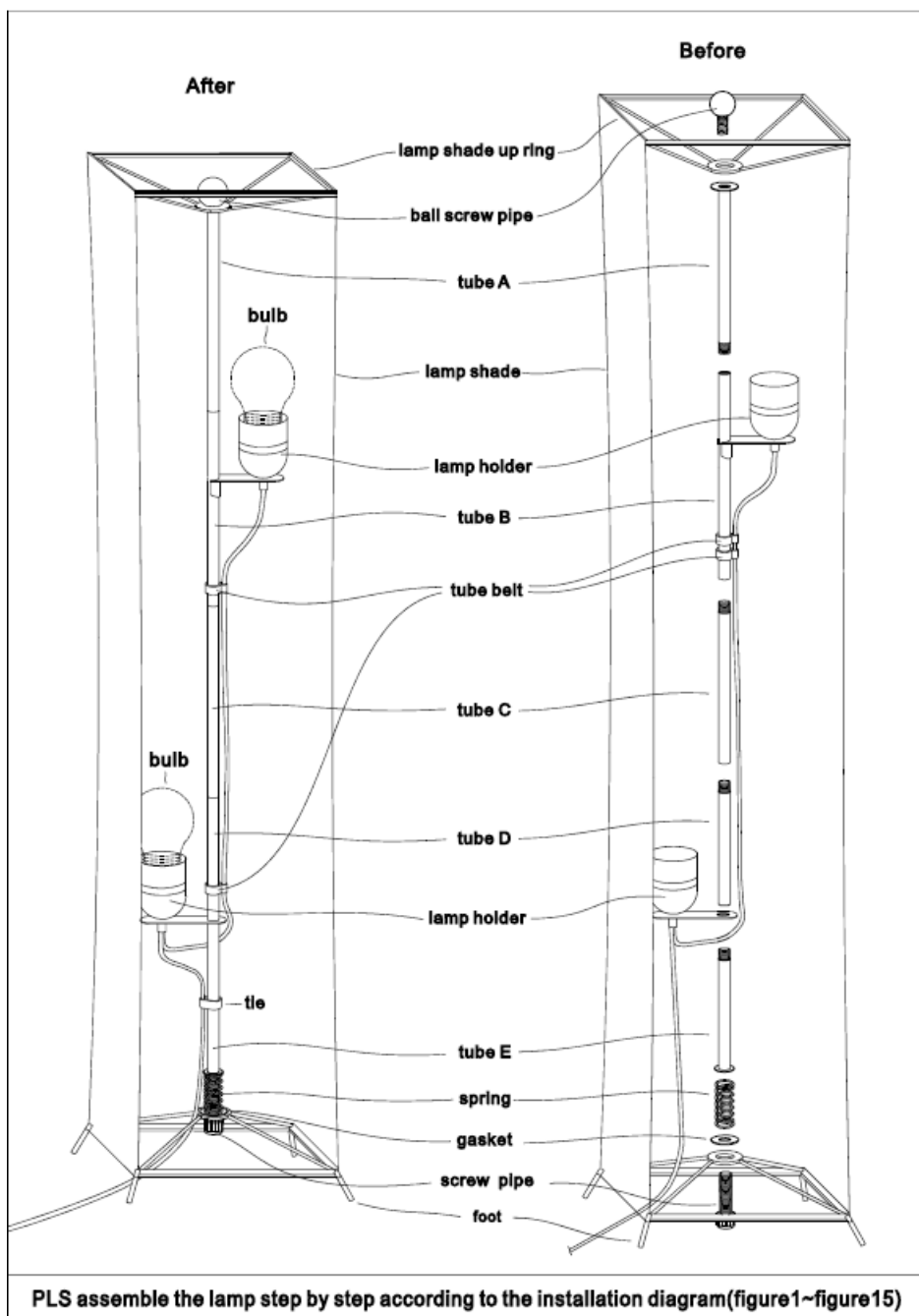


3

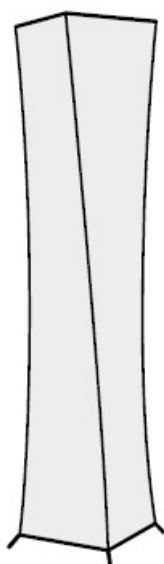


Tips: To avoid bending during installation, please ensure that the connection between the tubes is correct and tightened tightly.





INSTALLATION MANUAL



LEONC[®]
DESIGN

Article name	SOFTLIGHTING Floor Lamp
Model	F2047
Item NO.	SF212-107/SF214-107/SF215-107
Material	Tyvek(Dupont),Stainless Steel
Assembly	Collapsible
Style	Contemporary,Modern
Scenario	Living room/Bedroom/Game room/Study room
Shade Color	White / Brown Gradient / Purple Gradient Pink Gradient/Mable
Electric Cord	98 inches, foot switch
Lamp holder	E26/27x2
Power	MAX.60W x2

Installation Notes:

The installation process should be strictly followed by the installation procedure and care should be taken not to require any heavy-force operation. In particular, the installation of gasket and spring in steps 9 and 10 should be taken care to place them under the stents of the lamp cover. Please ensure that the connection between the tubes are correct and tightened tightly.

Maintenance of lampshade:

There may be wrinkles since it is in a combined folded state when you receive it. Please don't worry. After properly installed, the pull wrinkle supported by the light stand will be reduced or even eliminated. It is made of Tyvek (non-woven fabric), which is not easy to deform, waterproof and mildew-proof, and can be wiped with a damp cloth with an appropriate amount of detergent. Also keep an eye out for your pets, they may be very interested in this fabric!

Light source power:

Max . 60W*2; LED bulb (5~20W) *2.

Package Include:

lampshade*1, supporting tubes and electric appliances suite*1 (tube A,B,C,D,E), the accessories bag*1 (ball screw pipe(long)*1, screw pipe(short)*1, spring*1, gasket*1, foot *4, tie*1), bulb*2.

Warning:

CAUTION: RISK OF FIRE – USE MAX 2*60W, 120V.

ATTENTION: RISQUE D'INCENDIE – UTILISEZ MAX 2*60W,120V.

DRY LOCATIONS ONLY

HOUSE HOLD USE

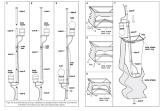
Designed and made by LEONC® Design

Copyright © 2014-2023 LEONC® Design All Rights Reserved

www.leonclighting.com

Need Help? Connect with us on support@leonclighting.com;
Or follow @LEONC lighting on Facebook Twitteréuinstagram

Documents / Resources



[LEONC DESIGN F2047 Soft Light Floor Lamp](#) [pdf] Installation Guide
F2047, F2047 Soft Light Floor Lamp, Soft Light Floor Lamp, Light Floor Lamp, Floor Lamp, La
mp

References

- [User Manual](#)

[Manuals+](#), [Privacy Policy](#)