



# Lenovo ST650 V2 ThinkSystem Type 7Z74 and 7Z75 User Manual

[Home](#) » [Lenovo](#) » Lenovo ST650 V2 ThinkSystem Type 7Z74 and 7Z75 User Manual 



ThinkSystem ST650 V2  
Type 7Z74 and 7Z75  
Quick Start

## Contents

- [1 In the box](#)
- [2 First glance](#)
- [3 Setting up the system](#)
- [4 Technical specifications](#)
- [5 Documents / Resources](#)
  - [5.1 References](#)
- [6 Related Posts](#)

## In the box

- ST650 V2
- Printed documentation

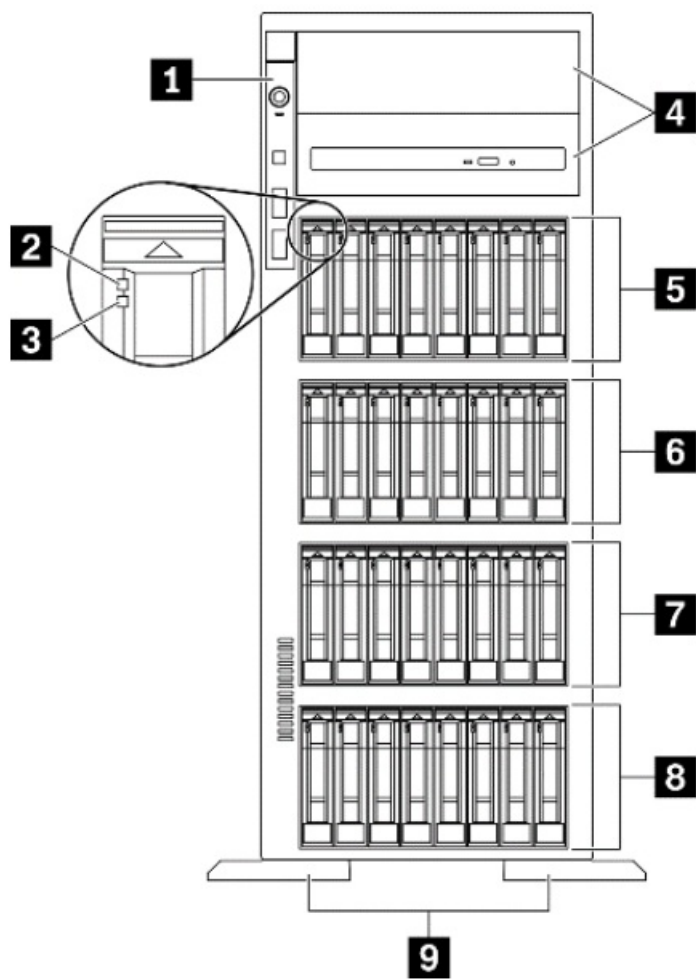
If any item is missing or damaged, contact your place of purchase.  
Ensure that you retain your proof of purchase. They might be required to receive warranty service.

## First glance

**Note:** Your server might look different from the following illustrations

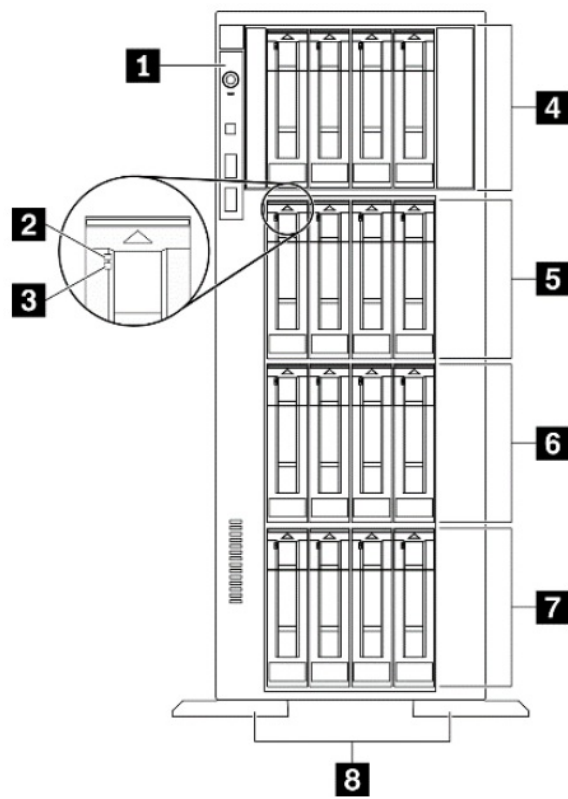
**Front view:**

**Server models with thirty-two 2.5-inch hot-swap drive bays**



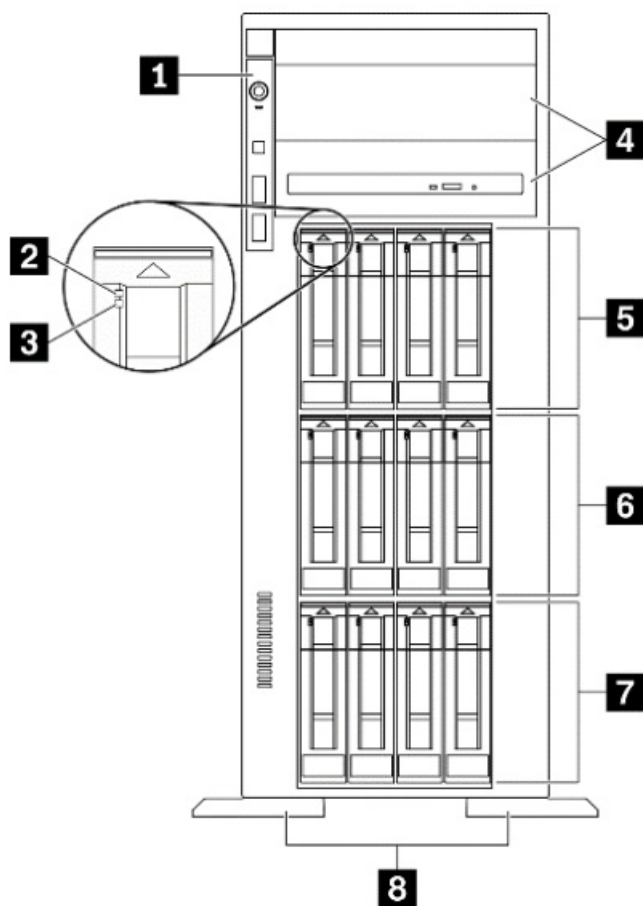
1. Front panel	6.2.5-inch hot-swap drive bays 16-23
2. Drive activity LED (green)	7.2.5-inch hot-swap drive bays 8-15
3. Drive status LED (yellow)	8.2.5-inch hot-swap drive bays 0-7
4. Optical-drive bays 1-2	9. Foot stands (optional)
5. 2.5-inch hot-swap drive bays 24-31	

**Server models with sixteen 3.5-inch hot-swap drive bays**



1. Front panel	5.3.5-inch hot-swap drive bays 8-11
2. Drive activity LED (green)	6.3.5-inch hot-swap drive bays 4-7
3. Drive status LED (yellow)	7.3.5-inch hot-swap drive bays 0-3
4.3.5-inch hot-swap drive bays 12-15	8. Foot stands (optional)

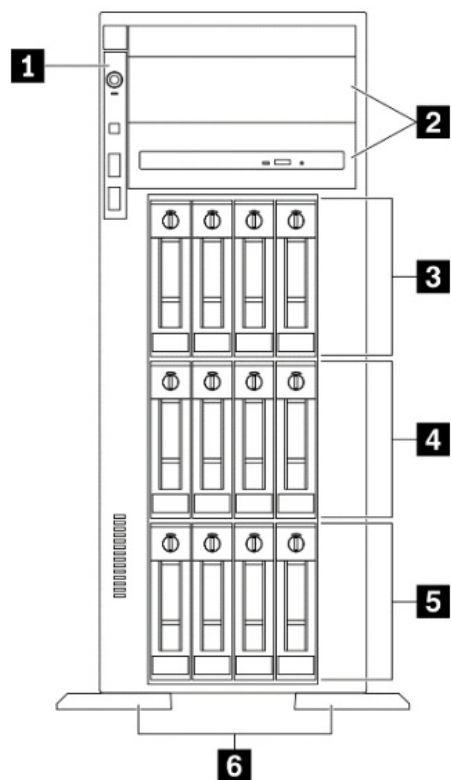
#### Server models with twelve 3.5-inch hot-swap drive bays



1. Front panel
2. Drive activity LED (green)
3. Drive status LED (yellow)
4. Optical-drive bays 1-2

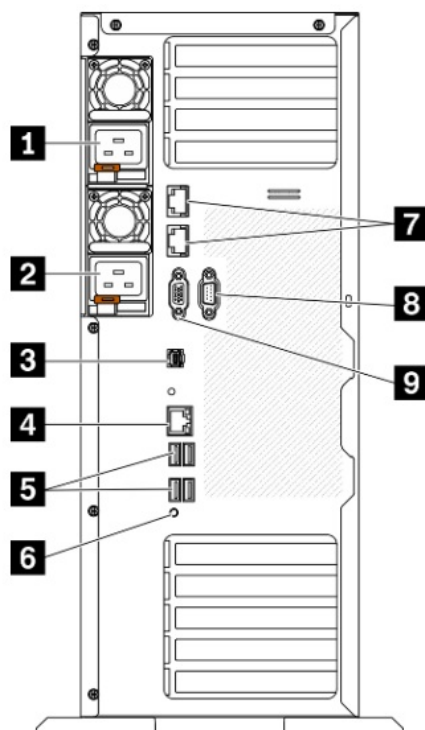
5. 5.35-inch hot-swap drive bays 8-11
6. 6.35-inch hot-swap drive bays 4-7
7. 7.35-inch hot-swap drive bays 0-3
8. Foot stands (optional)

#### Server models with twelve 3.5-inch simple-swap drive bays



1. Front panel 2. Optical-drive bays 1-2 3.5-inch simple-swap 3. drive bays 8-11	4.3.5-inch simple-swap drive bays 4-7 5.3.5-inch simple-swap drive bays 0-3 6. Foot stands (optional)
---	---

#### Rearview:



1. Hot-swap power supply 1 2. Hot-swap power supply 2 (optional) 3. External LCD diagnostics handset connector 4.XClarity Controller network connector 5. USB 3.1 Gen 1 connectors (4)	6. NMI button 7.10Gb SFP+ethernet connectors (2) 8. Serial-port-module slot 9. VGA connector
--	---

#### Setting up the system

- Install the required server components.
- Install the server into the rack if necessary.
- Connect the cables.
- Power on the server.
- Configure the system.

For detailed information about installing hardware options and configuring the system, see the following website:  
<http://thinksystem.lenovofiles.com/help/topic/ST650V2/introduction.html>



## Technical specifications

### Dimensions and weight

- **Height:**
  - . Without foot stand: 448 mm (17.64 inches)
  - . With foot stand: 461.4 mm (18.17 inches)
- **Width:**
  - . Without foot stand: 174.2 mm (6.86 inches)
  - . With foot stand: 247.4 mm (9.74 inches)
- **Depth:**
  - . Without bezel: 710.8 mm (27.98 inches)
  - . With bezel: 733.8 mm (28.89 inches)
- **Maximum weight (depending upon configuration):**
  - . 2.5-inch drive configuration: 39.28 kg (86.60 lb)
  - . 3.5-inch drive configuration: 46.23 kg (101.92 lb)

### Processor

Your server comes with the following processor, up to two processors from:

- Intel Xeon®Platinum processor
- Intel Xeon®Gold processor
- Intel Xeon®Silver processor

### Memory

- Minimum: 16 GB
- Maximum:
  - . 2048 GB using registered DIMMs (RDIMMs)
  - . 3072 GB using registered DIMMs (RDIMMs) and Persistent Memory Modules (PMEM)
- Type:
  - . 16 GB, 32 GB, 64 GB TruDDR4 3200 MHz RDIMM
  - . 128 GB Persistent Memory Modules (PMEM)
- Slots: 32 DIMM slots

### Drive bays (varies by model)

- Supports up to twelve 3.5-inch simple-swap drives
- Supports up to sixteen 3.5-inch hot-swap drives
- Supports up to thirty-two 2.5-inch hot-swap drives

## Where to go for Support

Link	QRCode
 <p>Lenovo Press (Product guides and white papers) <a href="https://lenovopress.com/">https://lenovopress.com/</a></p>	
 <p>Lenovo System x Server forums <a href="http://forums.lenovo.com/t5/Datacenter-systems/ctp/sv_eg">http://forums.lenovo.com/t5/Datacenter-systems/ctp/sv_eg</a></p>	
 <p>Lenovo Support – ST650 V2 (including drivers and software) <a href="http://datacentersupport.lenovo.com/products/servers/thinksystem/ST650V2">http://datacentersupport.lenovo.com/products/servers/thinksystem/ST650V2</a></p>	
 <p>Lenovo Product Security Advisories <a href="http://support.lenovo.com/us/en/product_security/home">http://support.lenovo.com/us/en/product_security/home</a></p>	



Lenovo Server Proven (Compatibility information)  
<https://static.lenovo.com/us/en/serverproven/index.shtml>



**First Edition (May 2021)**


**© Copyright Lenovo 2021**

LIMITED AND RESTRICTED RIGHTS NOTICE: If data or software is delivered pursuant to a General Services Administration (GSA) contract, use, reproduction, or disclosure is subject to restrictions set forth in Contract No. GS-35F-05925.

Reduce | Reuse | Recycle



## Documents / Resources



[Lenovo ST650 V2 ThinkSystem Type 7Z74 and 7Z75](#) [pdf] User Manual  
ST650 V2, ThinkSystem Type 7Z74 and 7Z75

## References

- [Servers :: ThinkSystem :: ST650V2 Lenovo Data Center Support - Lenovo Support US](#)
- [Page Not Found - Lenovo Support US](#)
- [Lenovo Product Security Advisories and Announcements - Lenovo Support US](#)
- [ThinkSystem ST650V2 - ThinkSystem ST650 V2 \(7Z74, 7Z75\)](#)
- [Dotster](#)
- [English Community-Lenovo Community](#)
- [Lenovo Press](#)
- [ServerProven](#)



