



Lenovo Performing An Unattended Install of ServeRAID Manager Under Windows Owner's Manual

[Home](#) » [Lenovo](#) » [Lenovo Performing An Unattended Install of ServeRAID Manager Under Windows Owner's Manual](#) 

Contents

- [1 Lenovo Performing An Unattended Install of ServeRAID Manager Under Windows](#)
- [2 Main](#)
- [3 Setup /s](#)
- [4 Notices](#)
- [5 Trademarks](#)
- [6 Documents / Resources](#)
 - [6.1 References](#)
- [7 Related Posts](#)

Lenovo Performing An Unattended Install of ServeRAID Manager Under Windows

Owner's Manual

Planning / Implementation (withdrawn product)

Main

To set up ServeRAID Manager so that it can be installed in an unattended fashion on a Windows system, do the following:

1. Go to a system that will be a test server for the rollout.
2. Copy the X:\winnt\manager directory (where X is the CD-ROM drive letter) to a temp directory on your hard drive.
3. Open a command prompt and change the directory to the temp directory.
4. Run setup -r to start the install of the ServeRAID Manager.
5. Complete the install wizard with the desired options. These are the options that will be used when the software is installed unattended.
6. Upon completion of the install, a SETUP.ISS file is written to the %windir% directory. Typically, %windir% is C:\WINNT or C:\WINDOWS.
7. Copy the SETUP.ISS file to the temp directory.

Now, from this directory you can run the following command to install ServeRAID Manager without having to answer any of the installation questions:

Setup /s

The installation options used are the ones that were supplied in Step 5 above. You can copy the files from this directory to your rollout server for installation on other servers.

Submitted by: Greg Clarke, IBM Advanced Technical Support (ATS) xSeries Americas Team,
clarkeg@us.ibm.com

Related product families

Product families related to this document are the following:

- System Utilities
- RAID Adapters

[Click here to check for updates](#)

Performing an unattended install of ServeRAID Manager under Windows (withdrawn product)

Notices

Lenovo may not offer the products, services, or features discussed in this document in all countries. Consult your local Lenovo representative for information on the products and services currently available in your area. Any reference to a Lenovo product, program, or service is not intended to state or imply that only that Lenovo product, program, or service may be used. Any functionally equivalent product, program, or service that does not infringe any Lenovo intellectual property right may be used instead. However, it is the user's responsibility to evaluate and verify the operation of any other product, program, or service. Lenovo may have patents or pending patent applications covering subject matter described in this document. The furnishing of this document does not give you any license to these patents. You can send license inquiries, in writing, to:

Lenovo (United States), Inc.
8001 Development Drive
Morrisville, NC 27560
U.S.A.

Attention: Lenovo Director of Licensing

LENOVO PROVIDES THIS PUBLICATION "AS IS" WITHOUT WARRANTY OF ANY KIND, EITHER EXPRESS OR IMPLIED, INCLUDING, BUT NOT LIMITED TO, THE IMPLIED WARRANTIES OF NON-INFRINGEMENT, MERCHANTABILITY OR FITNESS FOR A PARTICULAR PURPOSE. Some jurisdictions do not allow disclaimer of express or implied warranties in certain transactions, therefore, this statement may not apply to you.

This information could include technical inaccuracies or typographical errors. Changes are periodically made to the information herein; these changes will be incorporated in new editions of the publication. Lenovo may make improvements and/or changes in the product(s) and/or the program(s) described in this publication at any time without notice.

The products described in this document are not intended for use in implantation or other life support applications where malfunction may result in injury or death to persons. The information contained in this document does not affect or change Lenovo product specifications or warranties. Nothing in this document shall operate as an express or implied license or indemnity under the intellectual property rights of Lenovo or third parties. All information contained in this document was obtained in specific environments and is presented as an illustration. The result obtained in other operating environments may vary. Lenovo may use or distribute any of the information you supply in any way it believes appropriate without incurring any obligation to you.

Any references in this publication to non-Lenovo Web sites are provided for convenience only and do not in any manner serve as an endorsement of those Web sites. The materials at those Web sites are not part of the materials for this Lenovo product, and use of those Web sites is at your own risk. Any performance data contained

herein was determined in a controlled environment. Therefore, the result obtained in other operating environments may vary significantly. Some measurements may have been made on development-level systems and there is no guarantee that these measurements will be the same on generally available systems. Furthermore, some measurements may have been estimated through extrapolation. Actual results may vary. Users of this document should verify the applicable data for their specific environment.

© Copyright Lenovo 2022. All rights reserved.

This document, TIPS0319, was created or updated on October 27, 2003.

Send us your comments in one of the following ways:

- Use the online Contact us review form found at: <https://lenovopress.lenovo.com/TIPS0319>
- Send your comments in an e-mail to: comments@lenovopress.com

This document is available online at <https://lenovopress.lenovo.com/TIPS0319>.

Performing an unattended install of ServeRAID Manager under Windows (withdrawn product)

Trademarks

Lenovo and the Lenovo logo are trademarks or registered trademarks of Lenovo in the United States, other countries, or both. A current list of Lenovo trademarks is available on the Web at <https://www.lenovo.com/us/en/legal/copytrade/>.

The following terms are trademarks of Lenovo in the United States, other countries, or both:


Lenovo®
ServeRAID
xSeries®

The following terms are trademarks of other companies:






Windows® is a trademark of Microsoft Corporation in the United States, other countries, or both.
Other company, product, or service names may be trademarks or service marks of others.

Performing an unattended install of ServeRAID Manager under Windows (withdrawn product)

Documents / Resources

	<p>Lenovo Performing An Unattended Install of ServeRAID Manager Under Windows [pdf] Owner's Manual</p> <p>Performing An Unattended Install of ServeRAID Manager Under Windows, An Unattended Install of ServeRAID Manager Under Windows, Install of ServeRAID Manager Under Windows, ServeRAID Manager Under Windows, Manager Under Windows, Under Windows</p>
-------------------------------------------------------------------------------------	--------------------------------------------------------------------------------------------------------------------------------------------------------------------------------------------------------------------------------------------------------------------------------------------------------------------------------------------------------------------------------

References

-  [IBM - United States](#)
-  [RAID Adapters > Lenovo Press](#)
-  [System Utilities > Lenovo Press](#)
-  [Performing an unattended install of ServeRAID Manager under Windows \(withdrawn product\) > Lenovo Press](#)
-  [Copyright and Trademark Information | Lenovo US | Lenovo US](#)
- [User Manual](#)

[Manuals+](#), [Privacy Policy](#)

This website is an independent publication and is neither affiliated with nor endorsed by any of the trademark owners. The "Bluetooth®" word mark and logos are registered trademarks owned by Bluetooth SIG, Inc. The "Wi-Fi®" word mark and logos are registered trademarks owned by the Wi-Fi Alliance. Any use of these marks on this website does not imply any affiliation with or endorsement.