

legrand UP Service App



legrand UP Service App User Guide

[Home](#) » [Legrand](#) » legrand UP Service App User Guide 

Contents

- 1 legrand UP Service App
- 2 Product Information
- 3 Product Usage Instructions
- 4 FAQ
- 5 Exclusive features
- 6 Install
- 7 Documents / Resources
 - 7.1 References



legrand UP Service App



Product Information

Specifications

- **Product Name:** UPservice
- **Platform:** Web and Mobile
- **Features:** Installation support, maintenance planning, product documentation access, direct contact with service

Product Usage Instructions

To quickly add your devices:

1. Access the function to add devices.
2. Utilize the automatic recognition of the product Serial Number barcode for optimization.
3. Complete the process to create a personal database of installations.

FAQ

- **Q:** Can I access product documentation through UPservice?
- **A:** Yes, UPservice provides access to user manuals, datasheets, standards, certificates, brochures, and more in one place.
- **Q:** How does UPservice help reduce time during operations?
- **A:** By offering direct access to product documentation, step-by-step installation support, and maintenance reminders, UPservice helps save time during operations.

UPservice More than an App.

- UPservice is a platform for web and mobile, developed to assist the electrical installation professionals with smart tools across the UPS life cycle.

- The expert will have a workspace where to keep track of his installations, access to all product documentation and an up-to-date agenda with maintenance tasks.

Add. Install. Maintain.

- Simplifies all the activities.
- All just a click away.



Exclusive features



PRODUCT DOCUMENTS

All up-to-date product documents displayed in one place.

- User manuals
- Datasheet
- Standards Certificates
- Brochure ... and more



AR TOOL

Installation support through an Augmented Reality tool, that offers an immersive experience in the step-by-step guided installation.



MAINTENANCE PLAN

A customised preventive maintenance plan to best maintain your devices. Option to schedule additional operations according to product needs for an easy management of installations.



DIRECT CONTACT

Direct contact with the country Service for any information and support. Simply go to the maintenance area to get in contact with our experts.



PERSONAL AGENDA

A personal agenda with standard or customised maintenance reminders for installed systems. Periodic notifications with the main tasks to organise and schedule your work in time.



QUALITY TRACEABILITY


Control of the product throughout its operational life. Easy product traceability to assist you with updates and replacements to guarantee the highest product and service quality.



UPService allows you to


Reduce time of all operations by half

Thanks to the direct access to all product documentation, the stepby- step support during the product installation and the maintenance reminders, UPService helps saving time during all the operations.



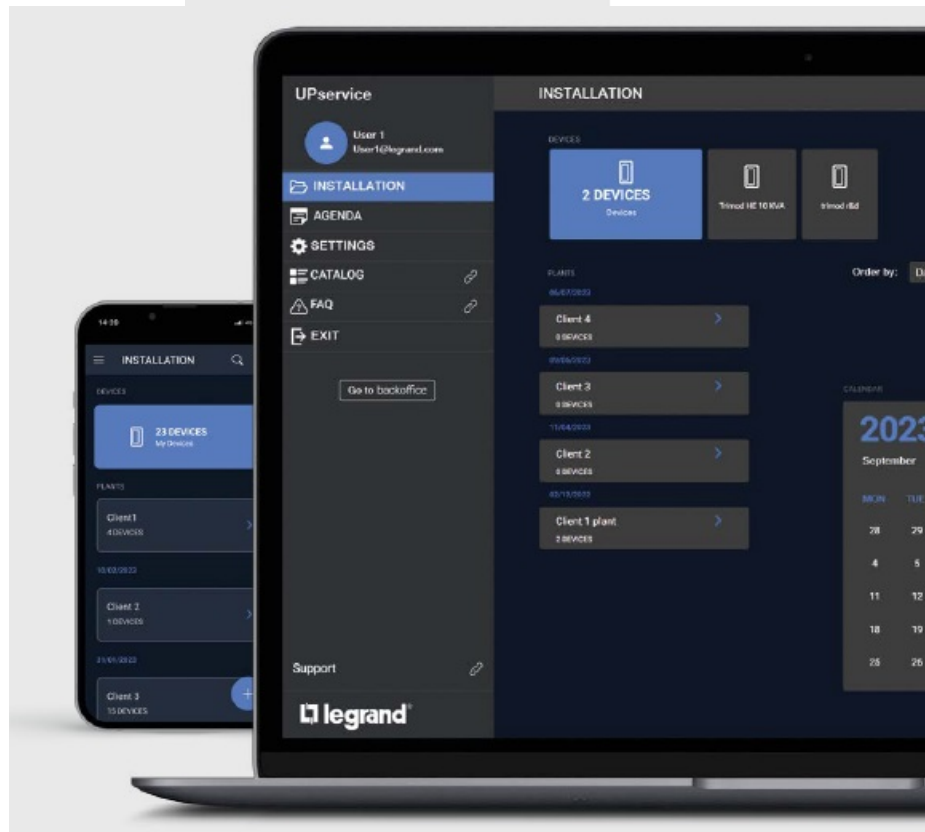
Have all the information in your hand

UPservice assists in the management and maintenance of registered installations. An intelligent tool that allows access to information and documentation at any time from anywhere.



UPservice allows you to

- Reduce all the paper information by roughly 30%
- UPservice contains all the product documents in an electronic format. A practical action in line with the Legrand Corporate Social Responsibility commitment.



Add



- Quickly add all your devices and create a personal database of installations. This function is made even more optimized thanks to the automatic recognition of the bar code related to the product Serial Number on the new device to be added.



Install



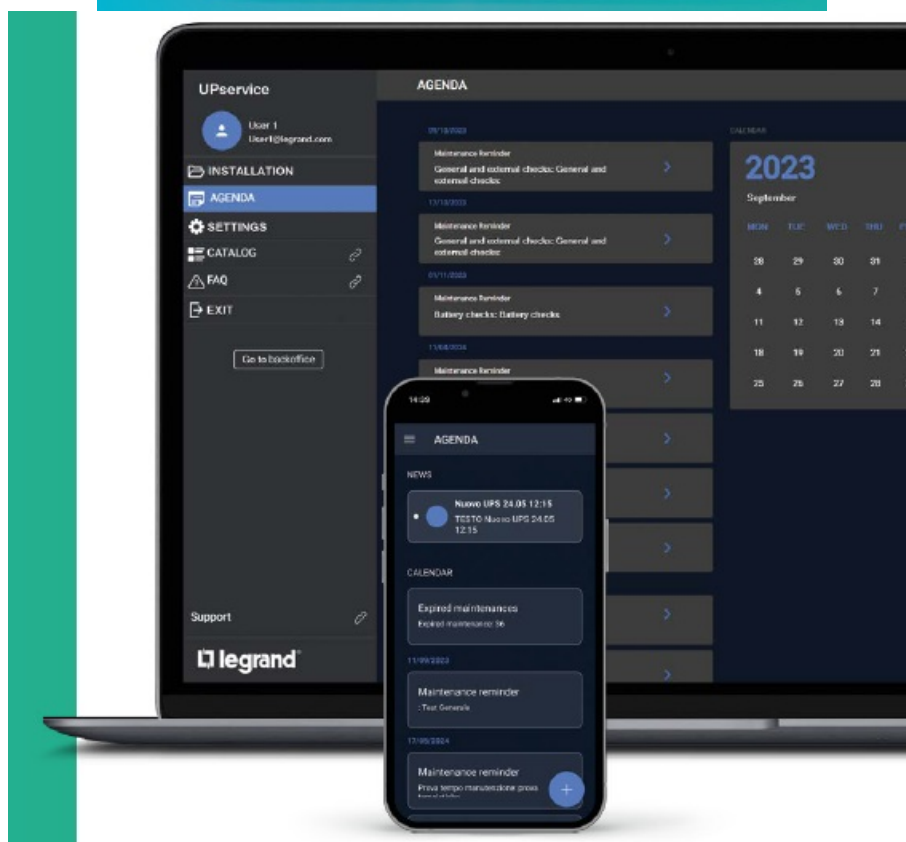

- Install your devices with an innovative Augmented Reality tool, which will guide you step by step through the correct installation of the product.
- Frame the detail shown on the screen, follow the instructions and reduce the overall operation time.



Maintain



- Organize your daily work with the maintenance plan created for your product. Schedule interventions in the agenda, add personalized reminders or get in direct contact with the country service.




UPService. Add. Install. Maintain.

- Scan the QR Code to download the mobile version.
- Go to «upservice.legrand.com» for the WebApp version.



UPSERVICE	MOBILE	WEB
Languages	IT – FR – EN	
Supported operating system and browsers	Android 9 and higher iOS 8 and higher	Google Chrome, Safari, Microsoft Edge
Products included	UPS: Trimod HE – Keor Compact – Keor Mod – Trimod MCS	
Availability	Free on Play Store and App Store	Free by accessing UP service WebApp

Documents / Resources

	legrand UP Service App [pdf] User Guide UP Service App, UP, Service App, App
---	---

References

- [User Manual](#)

Manuals+. [Privacy Policy](#)

This website is an independent publication and is neither affiliated with nor endorsed by any of the trademark owners. The "Bluetooth®" word mark and logos are registered trademarks owned by Bluetooth SIG, Inc. The "Wi-Fi®" word mark and logos are registered trademarks owned by the Wi-Fi Alliance. Any use of these marks on this website does not imply any affiliation with or endorsement.