



# legrand A277C-P Wattstopper Power Pack Motion Sensor Instruction Manual

[Home](#) » [Legrand](#) » legrand A277C-P Wattstopper Power Pack Motion Sensor Instruction Manual 

## Contents

- [1 legrand A277C-P Wattstopper Power Pack Motion Sensor](#)
- [2 WIRING](#)
- [3 WARRANTY INFORMATION](#)
- [4 Contact](#)
- [5 Documents / Resources](#)
- [6 Related Posts](#)



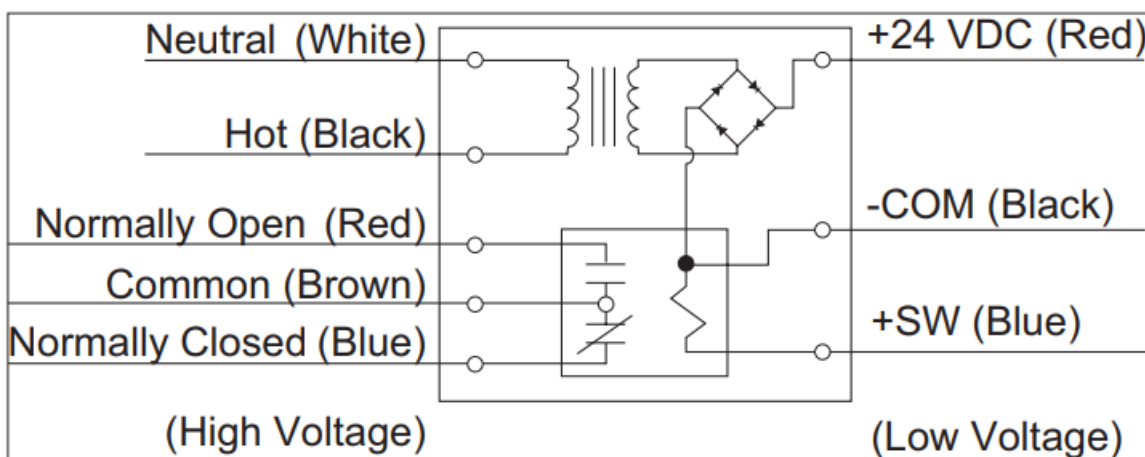
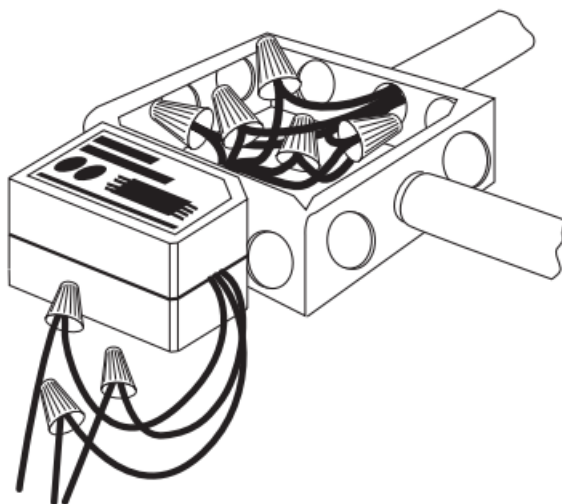
## legrand A277C-P Wattstopper Power Pack Motion Sensor



**Catalog Numbers:** A120C-P/A277C-P

**Country of Origin:** Made in China

## WIRING



The power pack is attached to existing junction boxes. All low voltage wiring should be at least 22 gauge wire. All high voltage connections should be at least 14 gauge. Always check existing building codes. After initial wiring is complete, check to verify that power pack is wired correctly. Incorrect wiring can cause damage to power pack, lighting system, and occupancy sensor.

## WARNING

- TURN THE POWER OFF AT THE CIRCUIT BREAKER BEFORE WIRING.
- ONLY QUALIFIED ELECTRICIANS SHOULD ATTEMPT TO INSTALL WATTSTOPPER POWER PACKS.

## WARRANTY INFORMATION

Wattstopper warrants its products to be free of defects in materials and workmanship for a period of five (5) years. There are no obligations or liabilities on the part of Wattstopper for consequential damages arising out of, or in connection with, the use or performance of this product or other indirect damages with respect to loss of property, revenue or profit, or cost of removal, installation or reinstallation.


## Contact

- 800.879.8585
- [www.legrand.us/wattstopper](http://www.legrand.us/wattstopper)

No. 25149 – 04/22 rev. 1

© Copyright 2022 Legrand All Rights Reserved.

## Documents / Resources

	<p><a href="#">legrand A277C-P Wattstopper Power Pack Motion Sensor</a> [pdf] Instruction Manual A277C-P Wattstopper Power Pack Motion Sensor, A277C-P, Wattstopper Power Pack Motion Sensor, Power Pack Motion Sensor, Motion Sensor</p>
---	---

[Manuals±.](#)