



legrand 0 904 72 Surface Mounting Socket Instruction Manual

[Home](#) » [Legrand](#) » legrand 0 904 72 Surface Mounting Socket Instruction Manual 

Contents

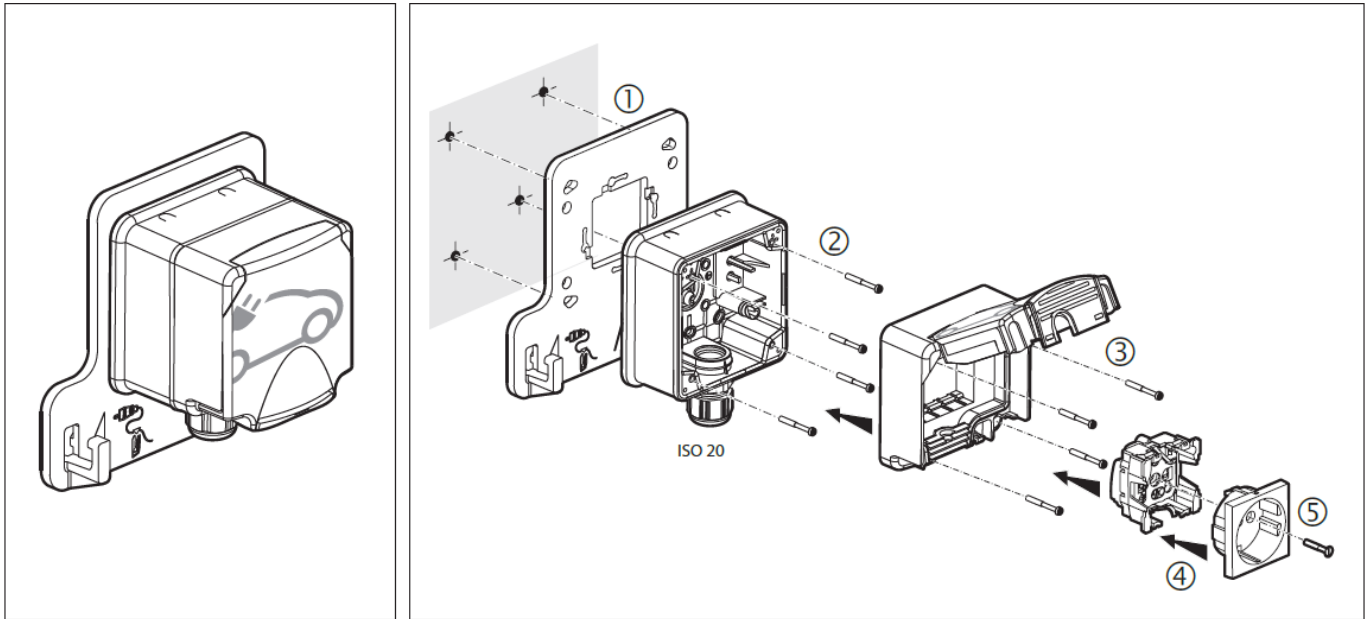
- [1 legrand 0 904 72 Surface Mounting Socket](#)
- [2 Instructions](#)
- [3 Safety instructions](#)
- [4 Documents / Resources](#)
- [5 Related Posts](#)



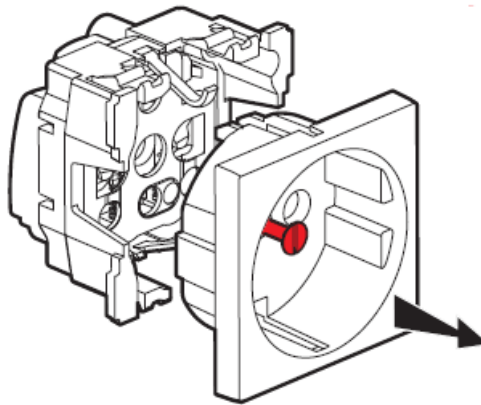
legrand 0 904 72 Surface Mounting Socket



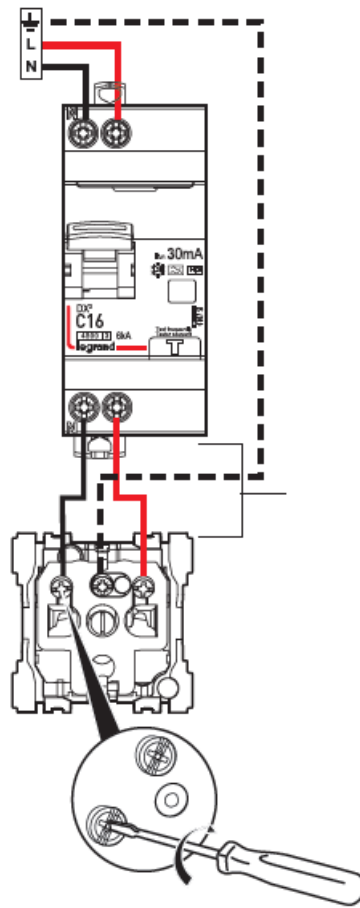
Instructions



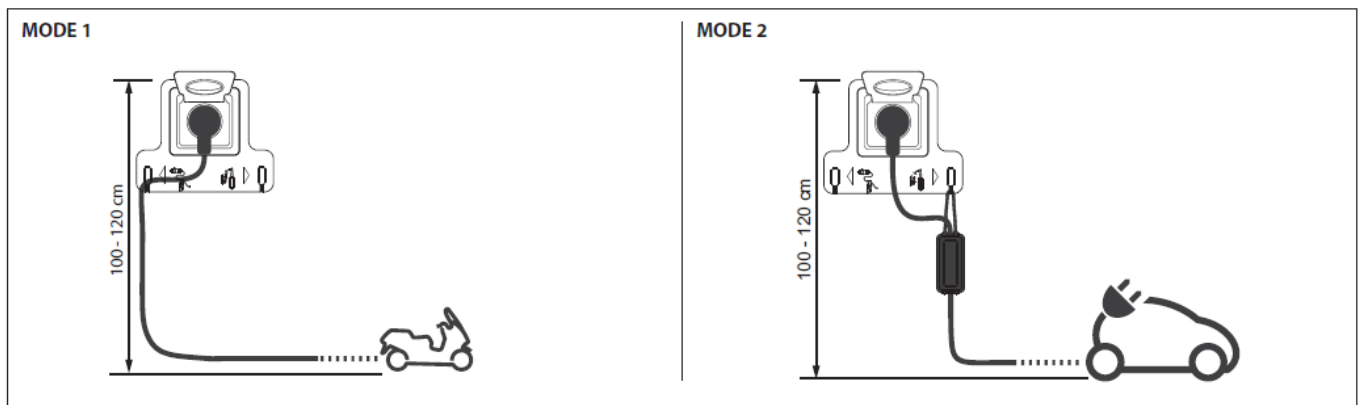
- Ensure the system functions properly, install the RCBO separately from the other devices on the panel.



- Differential automata C16 – 30 mA, 16 A – type F (HPi) – Ref. 4 107 53
- Wire diameter 3 x 2.5 mm² rigid or equivalent



- 50 m max. – 1000 R02V cable
Rigid or identical in flexible version
- Minimum tightening: 0.8 Nm
- One socket only per dedicated line



- Ensure that your electricity supply contract is compatible with recharging your electric vehicle.
Always remove the plug from the socket before starting the vehicle.
Use only the cables supplied with the vehicles on EV (electric vehicle) sockets.
Do not use an extension or adapter.
The EVSE box must be suspended.
Use of a surge protector is recommended.

Safety instructions


This product should be installed in compliance with installation rules, preferably by a qualified electrician. Incorrect installation and/or incorrect use can lead to risk of electric shock or fire.

Before carrying out the installation, read the instructions and take account of the product's specific mounting location.

Do not open up, dismantle, alter or modify the device except where specifically required to do so by the instructions. All Legrand products must be opened and repaired exclusively by personnel trained and approved by Legrand. Any unauthorized opening or repair completely cancels all liabilities and the rights to replacement and guarantees. Use only Legrand brand accessories.

Electrotechnical expertise required

Documents / Resources

	<p>legrand 0 904 72 Surface Mounting Socket [pdf] Instruction Manual</p> <p>0 904 72 Surface Mounting Socket, 0 904 72, Surface Mounting Socket, Mounting Socket, Socket</p>
---	--