



## LEGO 71387 Adventures with Luigi Starter Course Instruction Manual

[Home](#) » [Lego](#) » [LEGO 71387 Adventures with Luigi Starter Course Instruction Manual](#) 

LEGO 71387 Adventures with Luigi Starter Course Instruction Manual



## Contents

- [1 Introduction](#)
- [2 Download Instruction](#)
- [3 Assembly Instruction](#)
- [4 Update Features](#)
- [5 Playing Instruction](#)
- [6 Important information about batteries](#)
- [7 Disposal](#)
- [8 FCC Statement](#)
- [9 Declaration Of Conformity](#)
- [10 SUPPORT](#)
- [11 Documents / Resources](#)
  - [11.1 References](#)
- [12 Related Posts](#)

## Introduction

### Get excited about our new packaging!

We're switching from plastic to paper-based packaging.  
That's why you might find a mix of paper and plastic in our boxes!



### **Warning: Chocking Hazard.**

Toy contains small parts and a small bell.  
Not for children under 3 years.

## Download Instruction

Digital building instruction only

LEGO® Super Mario™

Check for compatibility




[LEGO.com/devicecheck](https://www.lego.com/devicecheck)



Assembly Instruction



2



## Update Features

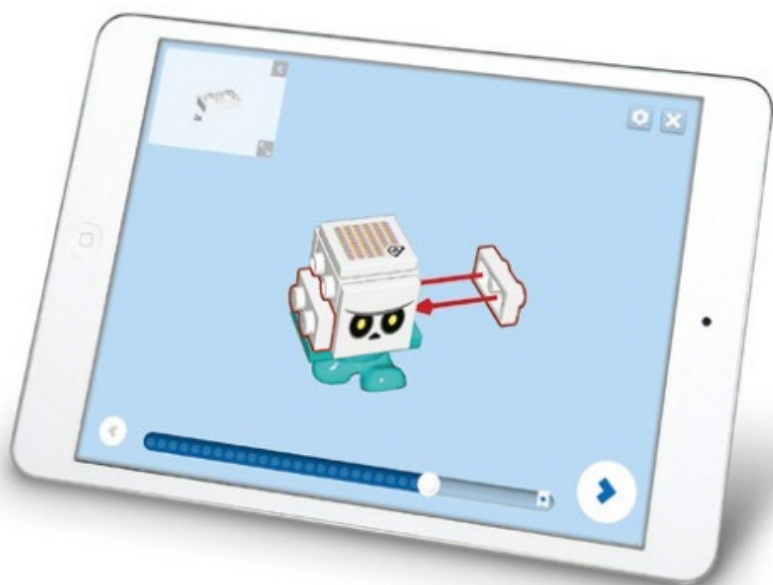
[LEGO.com/super-mario-trouble-shooting-guide](https://www.lego.com/super-mario-trouble-shooting-guide)

3

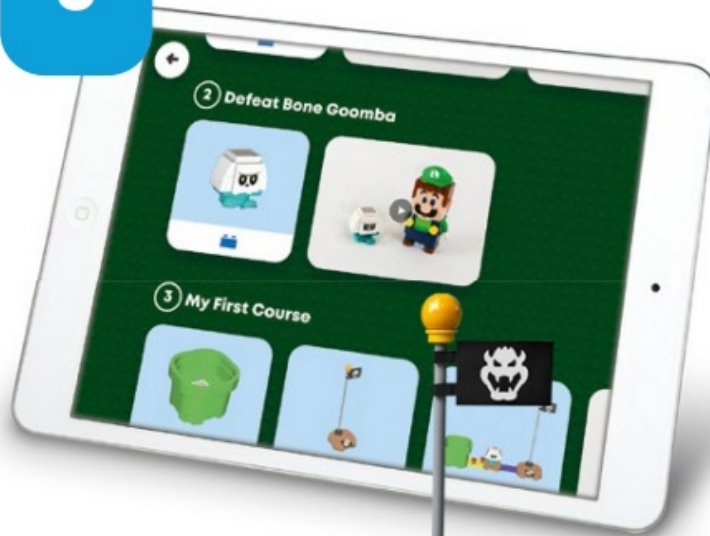
**CONNECT TO UPDATE  
YOUR INTERACTIVE  
FIGURE**



4



5



CONNECT 2 FIGURES FOR TEAM PLAY



71360 + 71403



## Playing Instruction







## Important information about batteries

Never use different types of batteries together, or a combination of old and new batteries.  
 Always remove the batteries if the product is not to be used for a long time or if the batteries have run down.  
 Never use damaged batteries. Only use alkaline type batteries.  
 Insert the batteries so that the poles are correctly positioned.  
 Never attempt to recharge non-rechargeable batteries.  
 Never short-circuit the battery holder.



## Disposal



Protect the environment by not disposing of this product with your household waste. Check with your local authority for recycling advice and facilities.

## FCC Statement

This device complies with part 15 of the FCC Rules.

**Operation is subject to the following two conditions:**

- (1) This device may not cause harmful interference, and
- (2) this device must accept any interference received, including interference that may cause undesired operation.

**NOTE:** This equipment has been tested and found to comply with the limits for a Class B digital device, pursuant to part 15 of the FCC Rules.

These limits are designed to provide reasonable protection against harmful interference in a residential installation.

This equipment generates, uses and can radiate radio frequency energy and, if not installed and used in accordance with the instructions, may cause harmful interference to radio communications.

However, there is no guarantee that interference will not occur in a particular installation.

If this equipment does cause harmful interference to radio or television reception, which can be determined by turning the equipment off and on, the user is encouraged to try to correct the interference by one or more of the following measures:

- Reorient or relocate the receiving antenna.
- Increase the separation between the equipment and receiver.
- Connect the equipment into an outlet on a circuit different from that to which the receiver is connected.
- Consult the dealer or an experienced radio/TV technician for help.

**Caution:** changes or modifications not expressly approved by the party responsible for compliance could void the user's authority to operate the equipment.

This device contains licence-exempt transmitter(s)/receiver(s) that comply with Innovation, Science and Economic Development Canada's licence-exempt RSS(s).

**Operation is subject to the following two conditions:**

- (1) This device may not cause interference.
- (2) This device must accept any interference, including interference that may cause undesired operation of the device.

## Declaration Of Conformity

The LEGO Group hereby declares that above product/products comply with the essential requirements and other relevant provisions of Directive 2014/53/EU.

**Complete declaration on:** [www.LEGO.com/compliance](http://www.LEGO.com/compliance)

**Caution:** Risk Of explosion if the battery is replaced by an incorrect type.

Please retain the leaflet and packaging as they contain important information.



2402-2480 MHz  
<10 mW

Complies with  
IMDA Standards  
**DA103787**

Scan this QR code or go to [LEGO.COM/PRODUCTFEEDBACK](https://lego.com/productfeedback) and give us your short feedback about this LEGO® set for a chance to win a cool LEGO prize.

Terms and Conditions apply

**Scan Me**



YOU COULD WIN. Terms and Conditions apply.




[LEGO.com/productfeedback-terms](https://www.lego.com/productfeedback-terms)

LEGO, the LEGO logo and the Brick and Knob configurations are trademarks of the commerce LEGO Group.  
©2021, 2023 The LEGO Group. All rights reserved.





SUPPORT

[LEGO.com/service](https://www.lego.com/service)

Documents / Resources

	<p><a href="#">LEGO 71387 Adventures with Luigi Starter Course</a> [pdf] Instruction Manual</p> <p>71387 Adventures with Luigi Starter Course, 71387, Adventures with Luigi Starter Course, Luigi Starter Course, Starter Course</p>
---	--

References

-  [Device Guide - Customer Service - LEGO.com US](#)
-  [Customer Service - LEGO.com US](#)
-  [Help Topics - Customer Service - LEGO.com US](#)
-  [Sustainable packaging - Environment - Sustainability - LEGO.com US](#)