



LEE BF5411 Inline Bullet Feed Die User Manual

[Home](#) » [LEE](#) » LEE BF5411 Inline Bullet Feed Die User Manual 

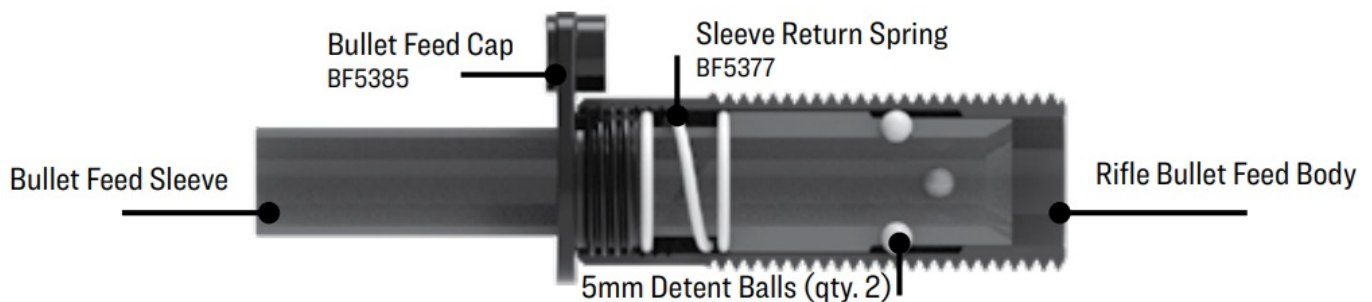
LEE BF5411 Inline Bullet Feed Die



Contents

- [1 PRODUCT DESCRIPTION](#)
- [2 SETUP INSTRUCTIONS](#)
- [3 TIPS FOR SUCCESS:](#)
- [4 Bullet Length Chart](#)
- [5 Troubleshooting](#)
- [6 CUSTOMER SERVICE](#)
- [7 Documents / Resources](#)
 - [7.1 References](#)
- [8 Related Posts](#)

PRODUCT DESCRIPTION



SETUP INSTRUCTIONS

1. Measure projectile's cylindrical portion, "A" section.



Refer to the bullet length chart (see reverse) to confirm the two detent balls are installed in correct holes of bullet feed sleeve. Detent balls are installed in upper holes from factory.

2. Thread die into the press a couple of turns.
3. Place a flared case into shell plate.
4. Fill the bullet feed sleeve with bullets, base down, with one protruding.
5. Raise case to top of stroke. Screw die clockwise until the bullet stack drops plus an additional $\frac{1}{2}$ turn.
6. Finger tighten lock ring, tighten split clamp with $\frac{3}{32}$ " hex key.

TIPS FOR SUCCESS:

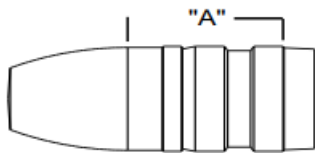
1. Change ball position over a tray or container to prevent losing balls. (Replacements #92060)
2. Keep bullet stack near the top of the sleeve, weight of bullets aids in seating a bullet into the case.
3. Adequate case mouth flare is required to reduce bullet tipping.

Bullet Length Chart

*Provides a starting point, bullet profile will factor into correct hole selection.

Maximum Cylindrical Length

*Do not include boat tail or ogive profile.



- A= .430" or shorter

Lower Holes



- A= .430" to .830"

Upper Holes



- For the ultimate in convenience, order the gatling style magazine feed.

92014



- If loading lower quantities, consider the single tube adapter.

92024




- Replacement balls

92060

Troubleshooting

Symptom	Solution
No bullets feed, but sleeve returns to home position.	Die must be screwed into press further.
Multiple bullets feed, or one feeds but sleeve does not fully return to home position.	Bullet is too short for hole selected, move balls to lower hole.
No bullets feed and sleeve does not fully return to home position.	Bullet is too long for the hole being utilized, move balls to higher hole.


 **WARNING:** This product may contain steel alloyed with trace amounts of lead and other elements which are known to the State of California to cause reproductive harm and cancer. For more information, go to www.P65Warnings.ca.gov. To prevent exposure, do not alter the product by welding, grinding, etc.

CUSTOMER SERVICE

LEE PRECISION, INC.
 4275 COUNTY ROAD U
 HARTFORD WI 53027
www.leeprecision.com



Documents / Resources

	<p>LEE BF5411 Inline Bullet Feed Die [pdf] User Manual BF5411 Inline Bullet Feed Die, BF5411, Inline Bullet Feed Die, Bullet Feed Die, Feed Die, Die</p>
---	---

References

-  [Lee Precision, Inc.](#)
-  [P65Warnings.ca.gov](#)