



LEE BF3309 Inline Bullet Feed Die Instruction Manual

[Home](#) » [LEE](#) » LEE BF3309 Inline Bullet Feed Die Instruction Manual 

LEE BF3309 Inline Bullet Feed Die



Contents

[1 SETUP INSTRUCTIONS](#)

[2 Overview](#)

[3 TIPS FOR SUCCESS](#)

[4 Bullet Length Chart](#)

[5 Troubleshooting](#)

[6 Customer Support](#)

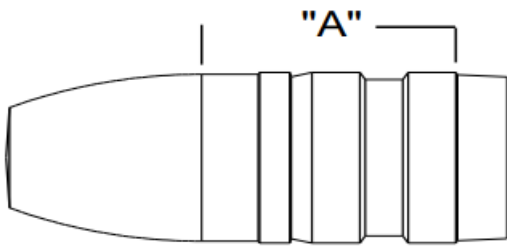
[7 Documents / Resources](#)

[7.1 References](#)

[8 Related Posts](#)

SETUP INSTRUCTIONS

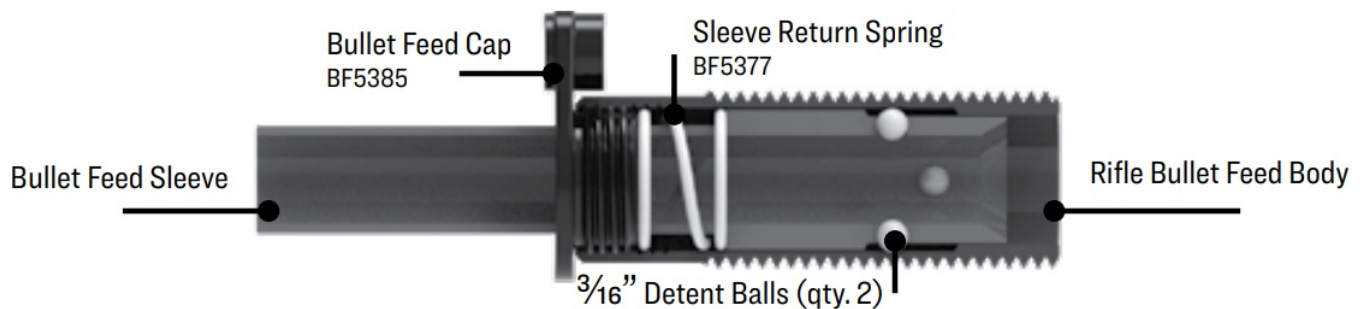
1. Measure projectile's cylindrical portion, "A" section.



Refer to the bullet length chart (see reverse) to confirm the two detent balls are installed in correct holes of bullet feed sleeve. Detent balls are installed in upper holes from factory.

2. Thread die into the press a couple of turns.
3. Place a flared case into shell plate.
4. Fill the bullet feed sleeve with bullets, base down, with one protruding.
5. Raise case to top of stroke. Screw die clockwise until the bullet stack drops plus an additional $\frac{1}{2}$ turn.
6. Finger tighten lock ring, tighten split clamp with $\frac{3}{32}$ " hex key.

Overview

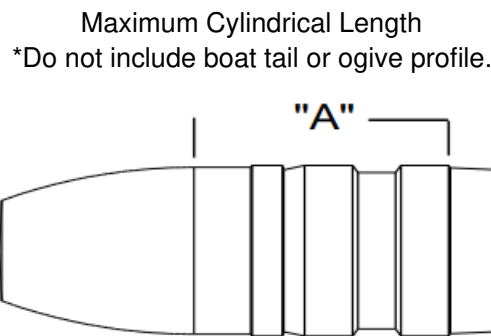


TIPS FOR SUCCESS

1. Change ball position over a tray or container to prevent losing balls. (Replacements #92061)
2. Keep bullet stack near the top of the sleeve, weight of bullets aids in seating a bullet into the case.
3. Adequate case mouth flare is required to reduce bullet tipping.

Bullet Length Chart

*Provides a starting point, bullet profile will factor into correct hole selection.



A= .360" or shorter

A= .360" to .760"

Lower Holes



Upper Holes



Troubleshooting

Symptom	Solution
No bullets feed, but sleeve returns to home position.	Die must be screwed into press further.
Multiple bullets feed, or one feeds but sleeve does not fully return to home position.	Bullet is too short for hole selected, move balls to lower hole.
No bullets feed and sleeve does not fully return to home position.	Bullet is too long for the hole being utilized, move balls to higher hole.

For the ultimate in convenience, order the gatling style magazine feed.

92015



If loading lower quantities, consider the single tube adapter.
92024



WARNING: This product may contain steel alloyed with trace amounts of lead and other elements which are known to the State of California to cause reproductive harm and cancer. For more information, go to www.P65Warnings.ca.gov. To prevent exposure, do not alter the product by welding, grinding, etc.

Customer Support

LEE PRECISION, INC. 4275 COUNTY ROAD U · HARTFORD WI 53027
www.leeprecision.com

LEE

Documents / Resources



[LEE BF3309 Inline Bullet Feed Die](#) [pdf] Instruction Manual
BF3309 Inline Bullet Feed Die, BF3309, Inline Bullet Feed Die, Bullet Feed Die, Feed Die, Die

References

-  [Lee Precision, Inc.](#)
-  [P65Warnings.ca.gov](#)