



LEE BF2860 Inline Bullet Feed Die Instruction Manual

[Home](#) » [LEE](#) » LEE BF2860 Inline Bullet Feed Die Instruction Manual 

LEE BF2860 Inline Bullet Feed Die Instruction Manual



Contents

1 SETUP INSTRUCTIONS

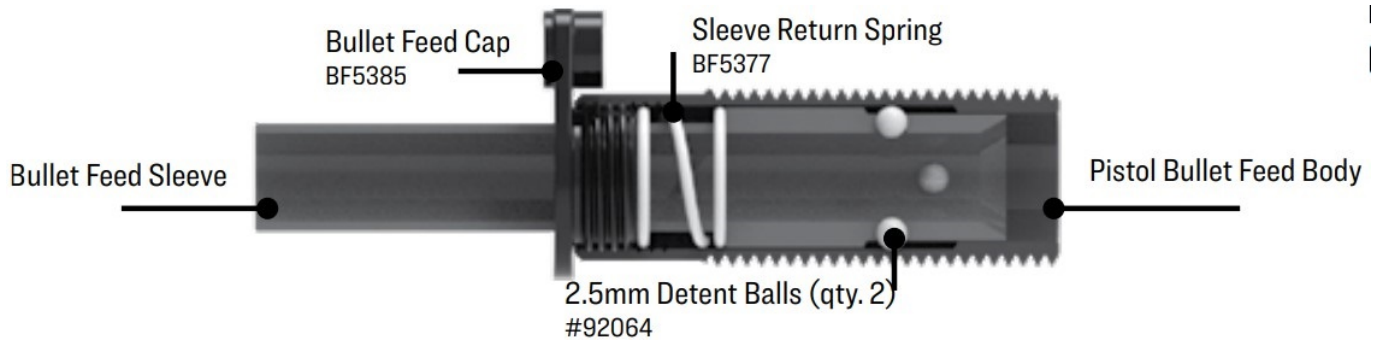
2 TIPS FOR SUCCESS

3 Documents / Resources

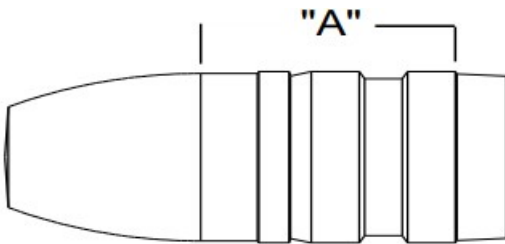
3.1 References

4 Related Posts

SETUP INSTRUCTIONS



1. Measure projectile's cylindrical portion, "A" section. Refer to the bullet length chart (see reverse) to confirm the two detent balls are installed in correct holes of bullet feed sleeve. Detent balls are installed in upper holes from factory.



2. Thread die into the press a couple of turns.
3. Place a flared case into shell plate.
4. Fill the bullet feed sleeve with bullets, base down, with one protruding.
5. Raise case to top of stroke. Screw die clockwise until the bullet stack drops plus an additional $\frac{1}{2}$ turn.
6. Finger tighten lock ring, tighten split clamp with $\frac{3}{32}$ " hex key.

TIPS FOR SUCCESS

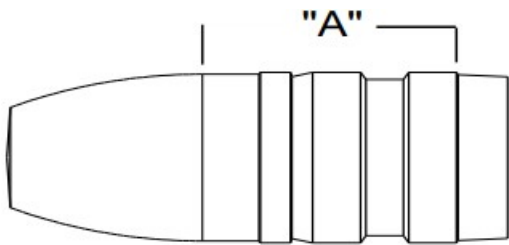
1. Change ball position over a tray or container to prevent losing balls. (Replacements #92064)
2. Keep bullet stack near the top of the sleeve, weight of bullets aids in seating a bullet into the case.
3. Adequate case mouth flare is required to reduce bullet tipping.



Bullet Length Chart

*Provides a starting point, bullet profile will factor into correct hole selection.

Maximum Cylindrical Length

*Do not include boat tail or ogive profile.



A= .295" or shorter	A= .295" to .505"
Lower Holes 	Upper Holes 


Troubleshooting	
Symptom	Solution
No bullets feed, but sleeve returns to home position	Die must be screwed into press further
Multiple bullets feed, or one feeds but sleeve does not fully return to home position.	Bullet is too short for hole selected, move balls to lower hole.
No bullets feed and sleeve does not fully return to home position	Bullet is too long for the hole being utilized, move balls to higher hole.

For the ultimate in convenience, order the gatling style magazine feed. # 92016




If loading lower quantities, consider the single tube adapter. # 92024



 **WARNING:** This product may contain steel alloyed with trace amounts of lead and other elements which are known to the State of California to cause reproductive harm and cancer. For more information, go to www.P65Warnings.ca.gov. To prevent exposure, do not alter the product by welding, grinding, etc.

Documents / Resources

	LEE BF2860 Inline Bullet Feed Die [pdf] Instruction Manual BF2860 Inline Bullet Feed Die, BF2860, Inline Bullet Feed Die, Bullet Feed Die, Feed Die, Die
---	---

References

-  [Lee Precision, Inc.](#)
-  [P65Warnings.ca.gov](#)

Manuals+