



# LEDYi Lighting EV4-X 4-Channel Constant Voltage Power Repeater User Manual

[Home](#) » [LEDYi Lighting](#) » LEDYi Lighting EV4-X 4-Channel Constant Voltage Power Repeater User Manual 

LEDYi Lighting EV4-X 4-Channel Constant Voltage Power Repeater User Manual



## Contents

### [1 Features](#)

### [2 Technical Parameters](#)

### [3 Mechanical Structures and Installations](#)

### [4 Wiring Diagram](#)

### [5 Malfunctions analysis & troubleshooting](#)

### [6 Safety & Warnings](#)

### [7 Documents / Resources](#)

### [8 Related Posts](#)

## Features

- 12-24V constant voltage power repeater.
- 4 channel, 8A per channel.
- To receive PWM signal control.
- Power repeater in series or in parallel to expand output unlimitedly.
- Apply to single color, dual color, RGB or RGBW constant voltage LED strip or module.

## Technical Parameters

### Input and Output

Input and Output	
Input voltage	12-24VDC
Input current	32.5A
Input signal	PWM
Output voltage	4 x (12-24)VDC
Output current	4CH,8A/CH
Output power	4 x (96-192)W
Output type	Constant voltage

### Environment

Operation temperature	Ta: -30 C ~ +55C
Case temperature (Max.)	T c:+85 C
IP rating	IP20

## Safety and EMC

Safety and EMC	
EMC standard (EMC)	ETSI EN 301 489-1 V2.2.3 ETSI EN 301 489-17 V3.2.4
Safety standard(LVD)	EN 62368-1:2020+A11:2020
Certification	CE,EMC,LVD

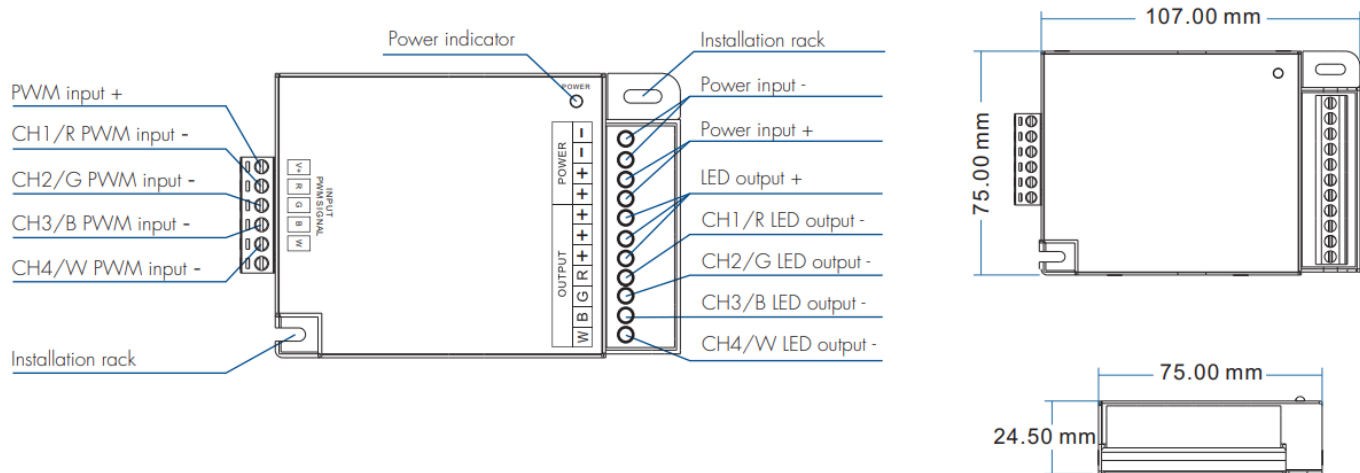
## Warranty and Protection

Warranty and Protection	
Warranty	5 years
Protection	Reverse Polarity

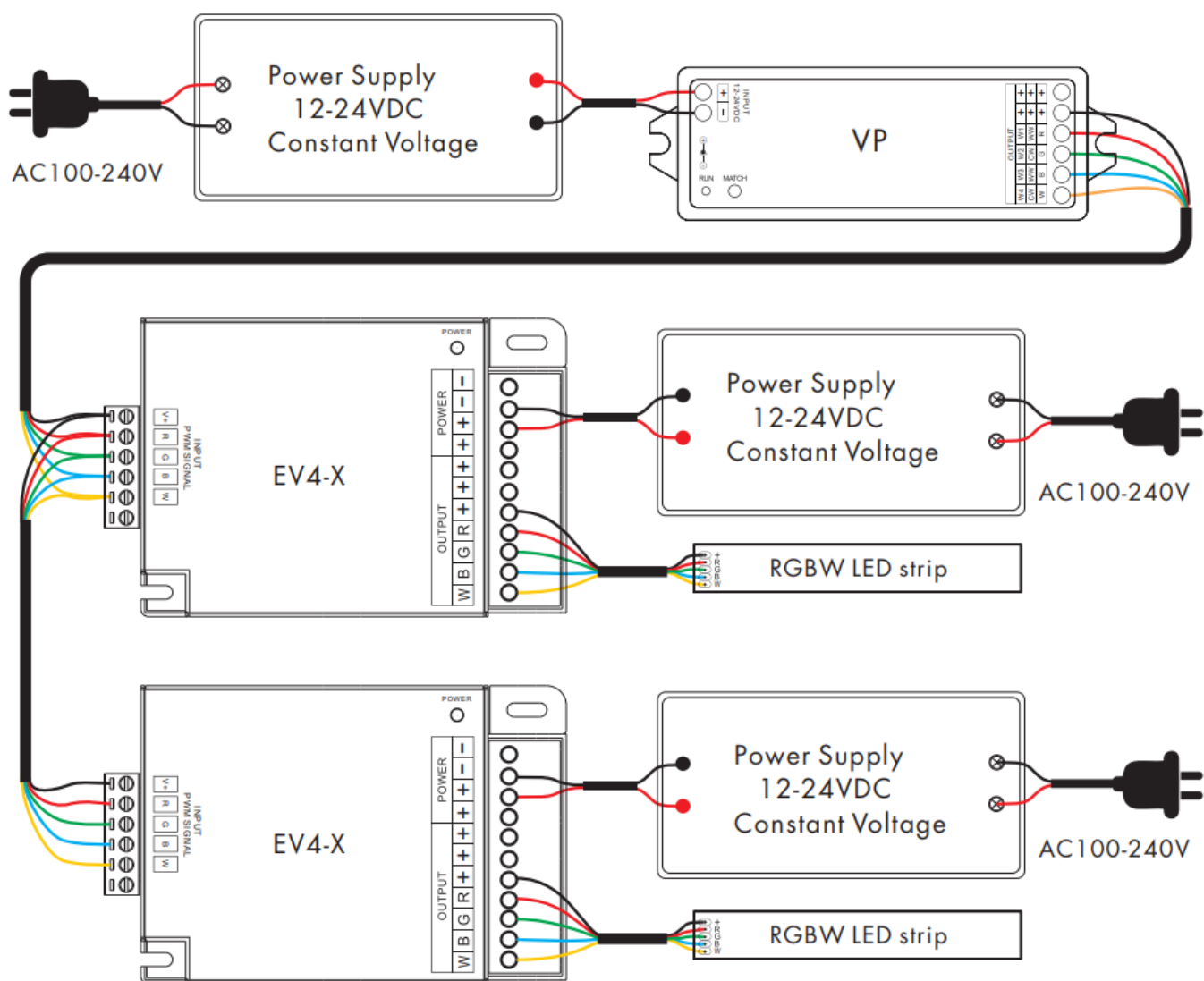
## Weight

Weight	
Net weight	0.267kg
Gross weight	0.287kg

## Mechanical Structures and Installations



## Wiring Diagram




## Malfunctions analysis & troubleshooting

Malfunctions	Causes	Troubleshooting
No light	<ol style="list-style-type: none"> <li>1. No power.</li> <li>2. Wrong connection or insecure.</li> </ol>	<ol style="list-style-type: none"> <li>1. Check the power.</li> <li>2. Check the connection.</li> </ol>
Wrong color	<ol style="list-style-type: none"> <li>1. Wrong connection of R/G/B/W wires.</li> </ol>	<ol style="list-style-type: none"> <li>1. Reconnect R/G/B/W wires.</li> </ol>
Uneven intensity between front and rear, with voltage drop	<ol style="list-style-type: none"> <li>1. Output cable is too long.</li> <li>2. Wire diameter is too small.</li> <li>3. Overload beyond power supply capability.</li> <li>4. Overload beyond controller capability.</li> </ol>	<ol style="list-style-type: none"> <li>1. Reduce cable or loop supply.</li> <li>2. Change wider wire.</li> <li>3. Replace higher power supply.</li> <li>4. Add power repeater.</li> </ol>

## Safety & Warnings

1. This product is non-waterproof. Please avoid the sun and rain.
2. Good heat dissipation will prolong the working life of the controller, Please ensure good ventilation.
3. Please check if the output voltage of any power supplies used comply with the working voltage of the product.
4. Ensure all wire connections and polarities are correct and secure before applying power to avoid any damages to the LED lights.
5. If a fault occurs please return the product to your supplier. Do not attempt to fix this product by yourself.

## Documents / Resources

	<a href="#">LEDYi Lighting EV4-X 4-Channel Constant Voltage Power Repeater</a> [pdf] User Manual EV4-X, 4-Channel Constant Voltage Power Repeater, EV4-X 4-Channel Constant Voltage Power Repeater
---	---