



LEDYi Lighting EV1 1 Channel Constant Voltage Power Repeater Instruction Manual

[Home](#) » [LEDYi Lighting](#) » LEDYi Lighting EV1 1 Channel Constant Voltage Power Repeater Instruction Manual

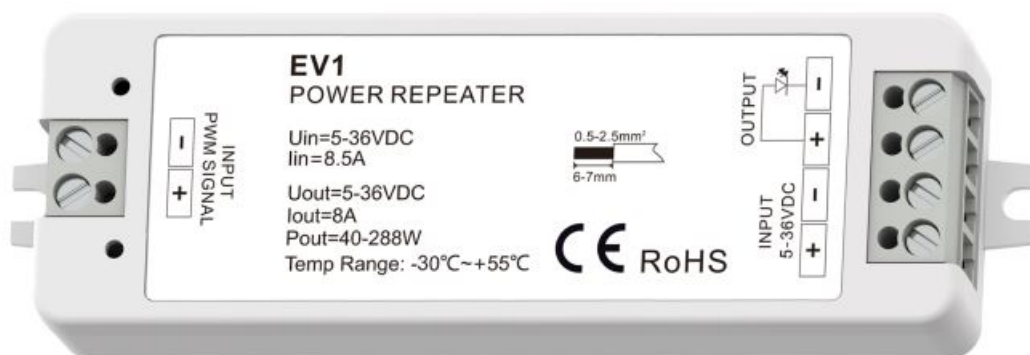


Contents

- [1 LEDYi Lighting EV1 1 Channel Constant Voltage Power Repeater](#)
- [2 Features](#)
- [3 Technical Parameters](#)
- [4 Mechanical Structures and Installations](#)
- [5 Wiring Diagram](#)
- [6 Malfunctions analysis & troubleshooting](#)
- [7 Safety & Warnings](#)
- [8 Documents / Resources](#)
- [9 Related Posts](#)



LEDYi Lighting EV1 1 Channel Constant Voltage Power Repeater



Features

1. 5-36V constant voltage power repeater.
2. one channel, 8A.
3. To receive PWM signal control.
4. Power repeater in series or in parallel to expand output unlimitedly.
5. Apply to single color constant voltage LED strip or module.

Technical Parameters

Input and Output

- Input voltage 5-36VDC
- Input current 8.5A
- Input signal PWM
- Output voltage 5-36VDC
- Output current 8A
- Output power 40-288W
- Output type Constant voltage

Safety and EMC

- EMC standard (EMC) ETSI EN 301 489-1 V2.2.3 ETSI EN 301 489-17 V3.2.4
- Safety standard(LVD) EN 62368-1:2020+A11:2020
- Certification CE,EMC,LVD

Warranty and Protection

- Warranty 5 years
- Protection Reverse Polarity

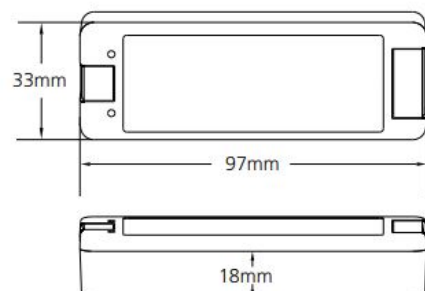
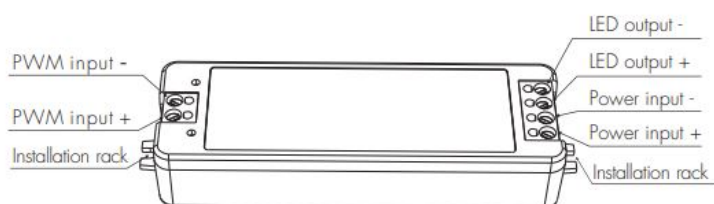
Environment

- Operation temperature Ta: -30OC ~ +55OC
- Case temperature (Max.) T c: +85OC
- IP rating IP20

Weight

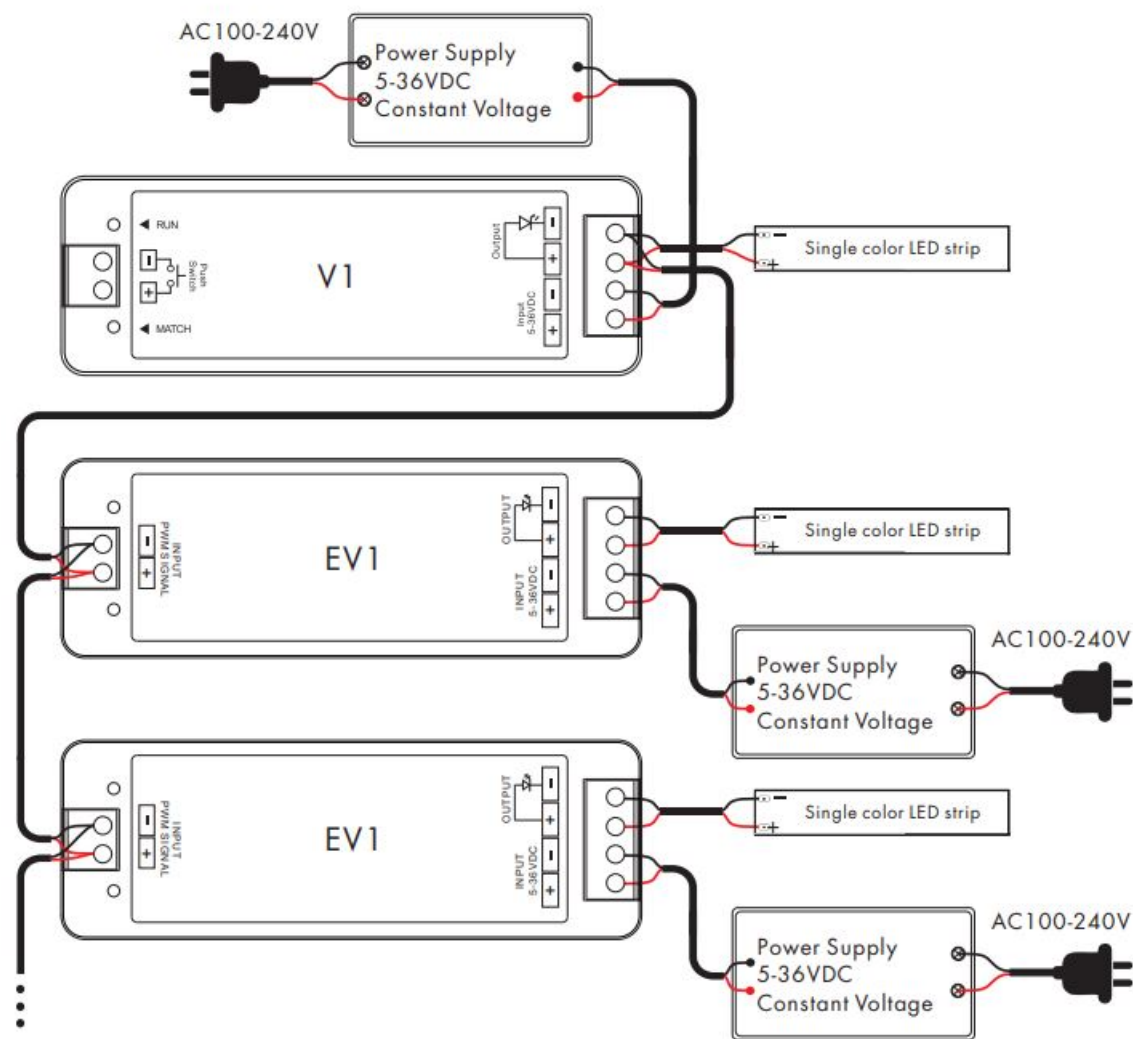
- Net weight 0.042kg
- Gross weight 0.053kg

Mechanical Structures and Installations

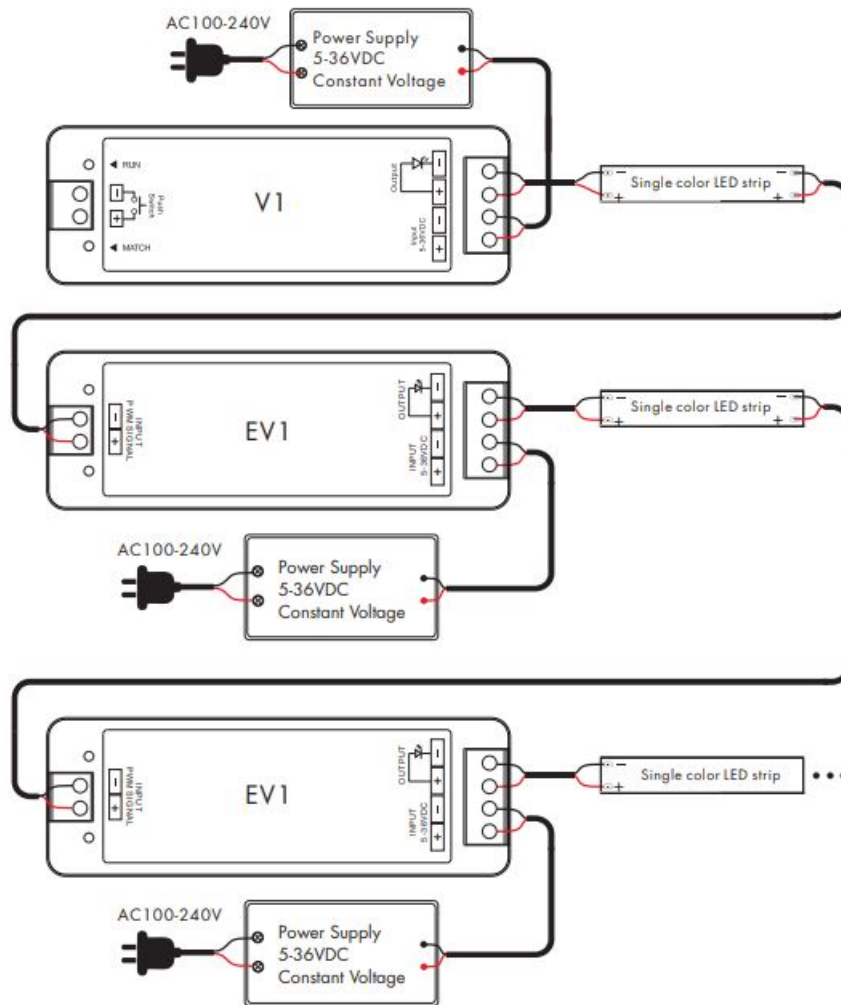


Wiring Diagram

Parallel connection



Series connection




Malfunctions analysis & troubleshooting

Malfunctions	Causes	Troubleshooting
No light	<ol style="list-style-type: none"> 1. No power. 2. Wrong connection or insecure. 	<ol style="list-style-type: none"> 1. Check the power. 2. Check the connection.
Uneven intensity between front and rear, with voltage drop	<ol style="list-style-type: none"> 1. Output cable is too long. 2. Wire diameter is too small. 3. Overload beyond power supply capability. 4. Overload beyond controller capability. 	<ol style="list-style-type: none"> 1. Reduce cable or loop supply. 2. Change wider wire. 3. Replace higher power supply. 4. Add power repeater.

Safety & Warnings

1. The product shall be installed and serviced by a qualified person.
2. This product is non-waterproof. Please avoid the sun and rain.
3. Good heat dissipation will prolong the working life of the controller, Please ensure good ventilation.
4. Please check if the output voltage of any power supplies used comply with the working voltage of the product.
5. Ensure all wire connections and polarities are correct and secure before applying power to avoid any damages to the LED lights.
6. If a fault occurs please return the product to your supplier. Do not attempt to fix this product by yourself.

Documents / Resources

	LEDYi Lighting EV1 1 Channel Constant Voltage Power Repeater [pdf] Instruction Manual EV1, 1 Channel Constant Voltage Power Repeater, EV1 1 Channel Constant Voltage Power Repeater
---	---