



LEDLux JF0182 Led Lamp Bar For PC Computer Screen Monitor User Manual

[Home](#) » [LEDLUX](#) » LEDLux JF0182 Led Lamp Bar For PC Computer Screen Monitor User Manual 

Contents

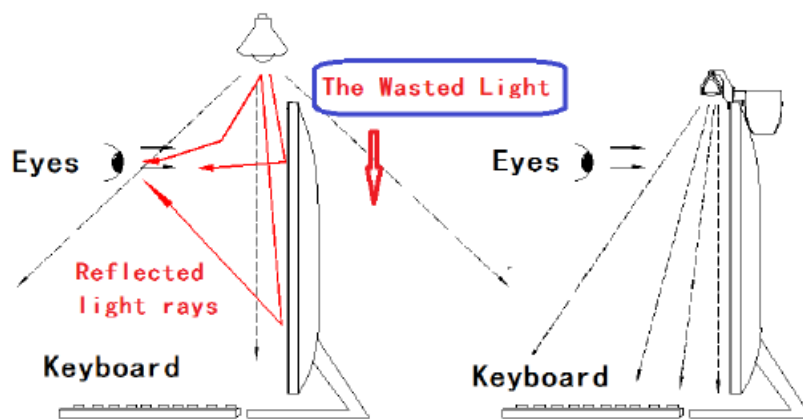
- 1 LEDLux JF0182 Led Lamp Bar For PC Computer Screen Monitor
- 2 Product Feature
- 3 Parameters
- 4 Special Design
- 5 Function
- 6 Wiring Diagram
- 7 Component Dimensions
- 8 Instructions
- 9 Installation Effect Diagram
- 10 Installation Steps
- 11 Attention
- 12 Documents / Resources
- 13 Related Posts



LEDLux JF0182 Led Lamp Bar For PC Computer Screen Monitor

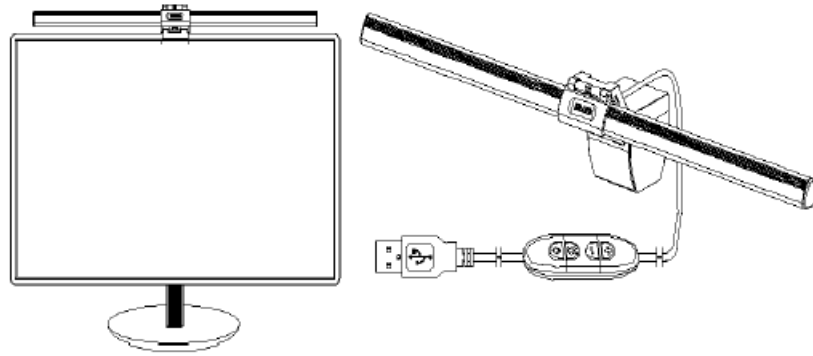


First of all, thank you for using our eye-protection rigid strip for computer monitors. This bar is assigned controller with dimming and color adjusting function to help you to choose your favorite color temperature and brightness while working and studying in the evening with computer. With 84pcs of SMD3014 leds as light source, the rigid bar glows linearly and produces very soft light, which could protect you from eyestrain effectively. Especially, the emitting light focuses on the keyboard and desktop under the computer monitor, no light waste and no light reflections, which could bring you a better studying and working environment.



Product Feature

1. DC5V working, could work directly with USB output of computer and power bank
2. With black brushed oxidative aluminum alloy shell, simple and elegant.
3. High quality SMD3014 LEDs as light source, soft and average light ,no flicker.
4. Assigned with small and exquisite dimmer, brightness and color temperature both could be adjusted.
5. Unique shape and structure design, through the adjustment of the holder angle, the rigid strip can be Installed on computer monitors of different size and different thickness



Tips please read this instruction before you use it!!

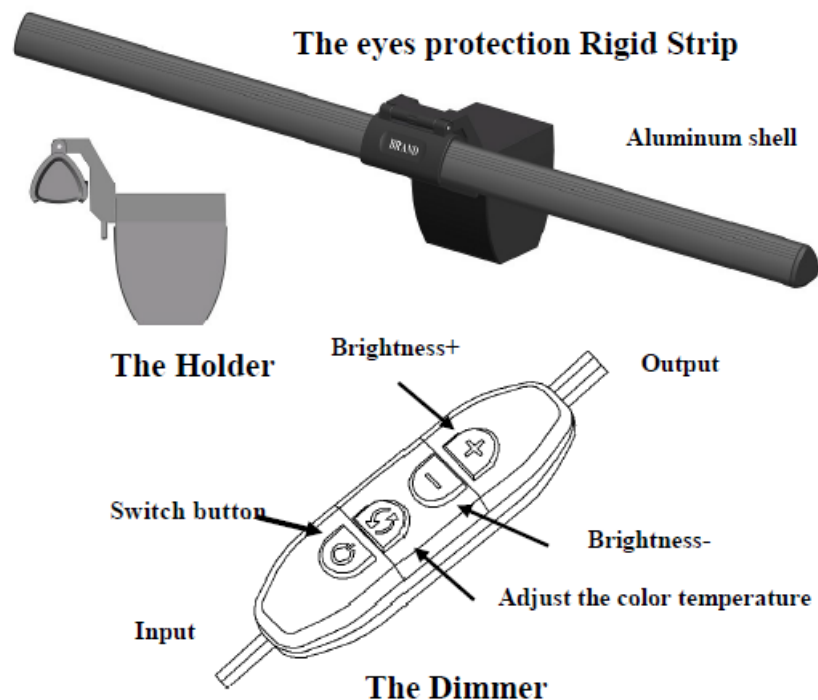
Parameters

- Name Eye-protection rigid strip for computer monitors with dimmer;
- Voltage: DC5V (USB Connector) ;
- Light source :SMD 3014;
- Power:Max 4W for one single CCT and Max 5W for two CCT
- Shell material :Aluminium alloy and ABS holder;
- Gross Weight: 250g;

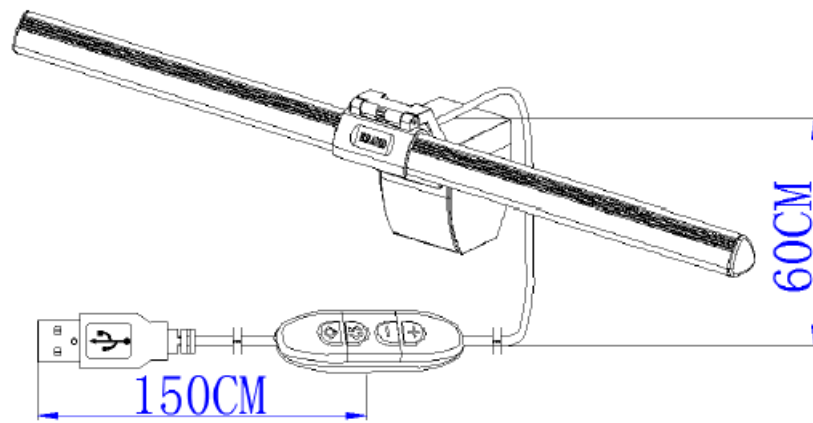
Special Design

The support holder is designed to be conical, and the size of the bayonet can be changed through a mobile spring. So the rigid strip can be firmly installed on computer monitors of different thickness, and easily to take off .It won't damage the computer monitors.

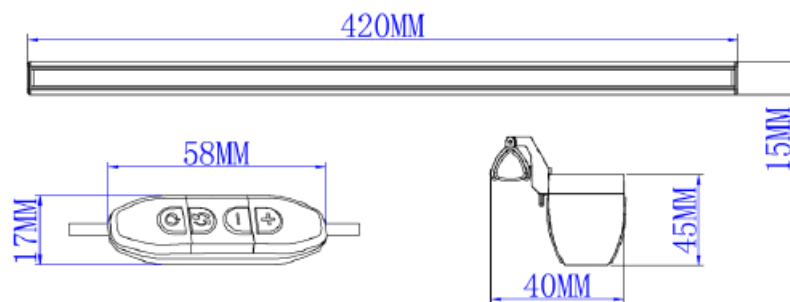
Function



Wiring Diagram



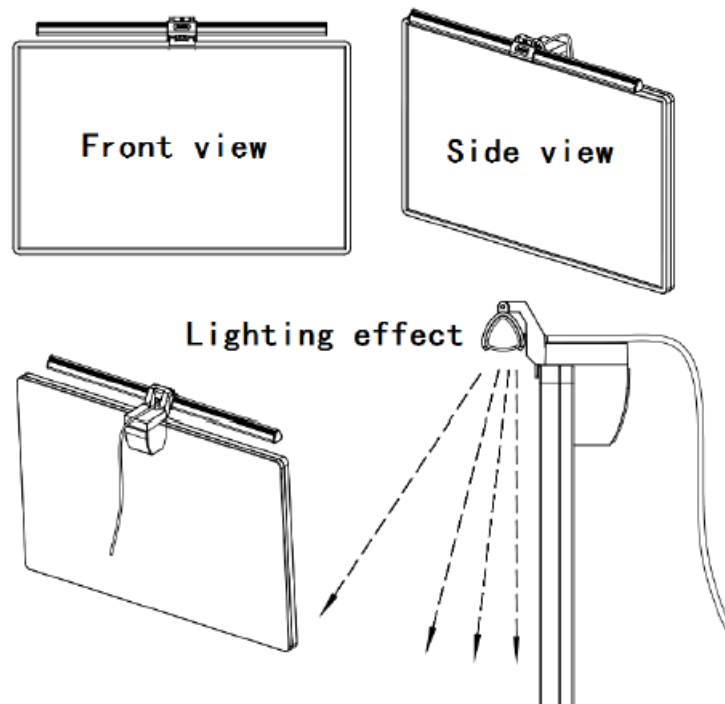
Component Dimensions



Instructions


1. The bar is DC5V working, also could be worked with Computer USB port, power bank USB port and other DC5V electronic devices with USB outlets.
2. Dimmer assigned, light brightness could be adjusted from 10%-100%; For color temperature, there are warm white, natural white and pure white for choices.
3. By adjusting the angle of the holder, the rigid strip can be fixed on the computer monitors with the thickness from 1CM to 3.5CM.

Installation Effect Diagram



Installation Steps

1. Insert the rigid bar into the supporting holder, the holder is suggested to be put in the middle of the bar; and the USB cable should run through the holder center.




2. Adjust the size of the holder according to the thickness of the monitor, the holder is suggested to be put right above the monitor.
3. After installation of bar and holder, fix the USB cable and put the dimmer to the right place where you can dim it easily.
4. Connect the bar to the DC5V USB port, if power on, press the on/off on the dimmer, the bar could work normally. By adjusting the bar position and dimmer, we could get our most ideal lighting effect.

Attention

1. In the process of installation and use, do not break or bend the light strip vigorously to avoid deformation or breakage of the lamp;
2. When the bar is powered with other USB adapter, please assure that the adapter is DC5V working and the rated current should be higher than 1A.
3. This rigid strip has a complex structure, so please do not disassemble it by yourself to avoid damage and irreparable damage.

Thank You for your application !!

Documents / Resources



[LEDLux JF0182 Led Lamp Bar For PC Computer Screen Monitor](#) [pdf] User Manual
JF0182 Led Lamp Bar For PC Computer Screen Monitor, JF0182, Led Lamp Bar For PC Computer Screen Monitor, Lamp Bar For PC Computer Screen Monitor, PC Computer Screen Monitor, Screen Monitor