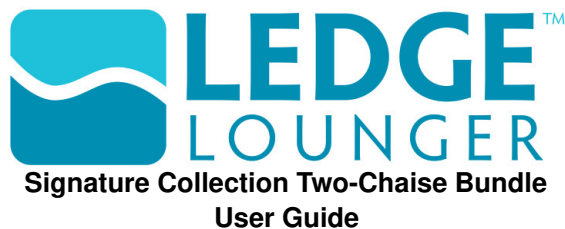




LEDGE LOUNGER LL-SG-C-TL Signature Collection Two-Chaise Bundle User Guide

[Home](#) » [LEDGE LOUNGER](#) » LEDGE LOUNGER LL-SG-C-TL Signature Collection Two-Chaise Bundle User Guide 



Contents

- [1 CLEANING & CARE](#)
- [2 Documents / Resources](#)
- [3 Related Posts](#)

CLEANING & CARE

CARING FOR YOUR LEDGE LOUNGER PRODUCTS

- Ledge Lounger™ products are designed for the pool environment and resistant to sun, weather, and the reasonable chemical levels of a well maintained pool. We encourage you to leave your Ledge Lounger in the pool even when not in use.
- When adding shock or other highly concentrated chemicals to your pool, remove all Ledge Lounger products, and return to the pool only once chemical levels are back to normal.
- In the event of a freeze, please remove your Ledge Lounger products from the water, drain, and store in a safe location.
- The fabric used on Ledge Lounger products is high quality, Sunbrella fabric. It is designed for outdoor use in aquatic environments and okay to get wet. However, It is not recommended that your fabrics be submerged for an extended period of time. If you submerge your products, allow them to air dry completely, immediately after

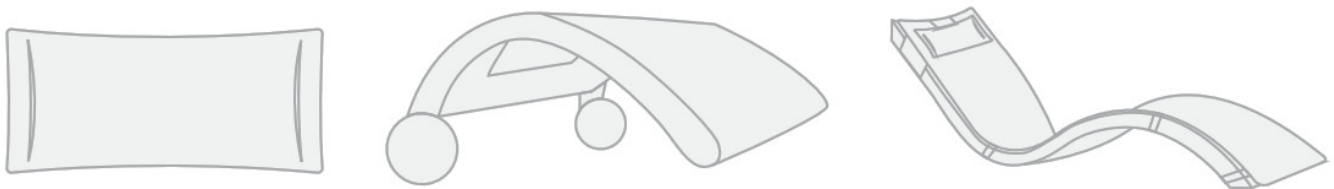
use.

CLEANING YOUR FURNITURE



- Always use a soft bristle brush or cloth when cleaning your Ledge Lounger furniture. For routine cleaning, just use water.
- For a deeper clean, remove from the pool and use a mild household cleaner or a Magic Eraser
- Depending on the calcium levels of your pool, you may notice a white powder like coating develop on your furniture. If this occurs, we recommend cleaning it with CLR Calcium, Lime and Rust Remover.

CLEANING YOUR FABRIC



- Always use a soft terry cloth for cleaning the fabric on your Ledge Lounger fabric products, and always wipe in small circular motions.
- Start by brushing off any loose dirt. For general cleaning, just use water
- For a deeper clean or spot cleaning, use a mix of mild detergent and water. Apply to the spot, then wipe in small circular motions with a dry terry cloth. Repeat until desired cleanliness is achieved.

HELPFUL TIPS

Clean furniture often to prevent calcium build up.

You can extend the life of your fabric products by storing them in a clean, shaded place when not in use.



Always use caution when moving or rearranging your Ledge Lounger products to avoid scratching or damage

A 31203 HWY 90 – Brookshire, Texas – 77423

W ledgeloungers.com

P 888.749.5336 – F 866.850.8580

Documents / Resources

	<p>LEDGE LOUNGER LL-SG-C-TL Signature Collection Two-Chaise Bundle [pdf] User Guide LL-SG-C-TL Signature Collection Two-Chaise Bundle, LL-SG-C-TL, Signature Collection Two-Chaise Bundle, Collection Two-Chaise Bundle, Two-Chaise Bundle, Chaise Bundle, Bundle</p>
	<p>LEDGE LOUNGER LL-SG-C-TL Signature Collection Two-Chaise Bundle [pdf] Instructions LL-SG-C-TL Signature Collection Two-Chaise Bundle, LL-SG-C-TL, Signature Collection Two-Chaise Bundle, Collection Two-Chaise Bundle, Two-Chaise Bundle, Chaise Bundle, Bundle</p>