



TOUCH TRIGGER DATA SHEET



Contents [[hide](#)]

- [1 PRODUCT OVERVIEW](#)
- [2 SPECIFICATIONS](#)
- [3 Documents / Resources](#)
 - [3.1 References](#)

PRODUCT OVERVIEW

The TX10 LED Touch Trigger has eight independent buttons, allowing you to trigger light

effects using DMX, as well as a dimming slider and On/Off button. It is simple and affordable, making it an excellent choice for budget installations where triggering up to 8 effects is all that is needed.

The TX10 should be used in conjunction with either an LED CTRL PX or MX device. The PX/MX should be configured to have effects stored on an SD card which can then be triggered from the TX via the AUX port on the PX/MX.

Refer to the TX10 Quick Start Guide for set-up information.

KEY FEATURES

- MULTI-ZONE CONTROL – UP TO 8 DIFFERENT ZONES/EFFECTS
- EASY INSTALLATION AND INTEGRATION
- SIMPLE OPERATION
- LONG LIFESPAN
- AFFORDABLE PRICE

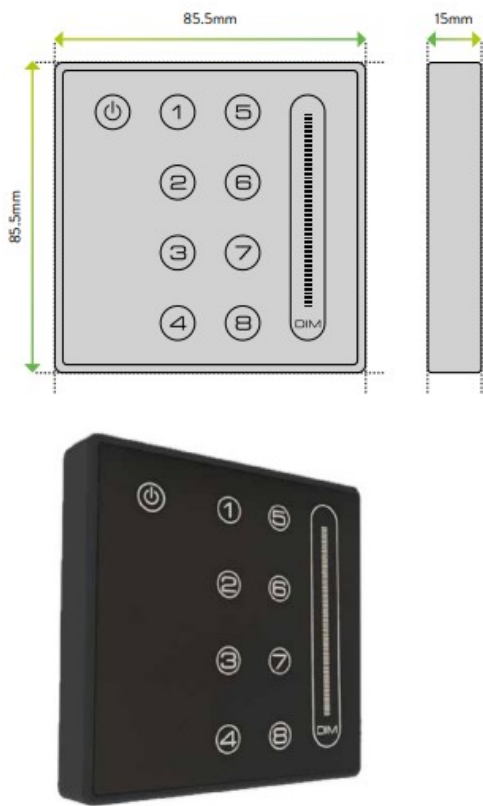
SPECIFICATIONS

Input Voltage	DC12V – DC24V
Operating Temperature Range	-300C to 500C
Dimensions	85.5 x 85.5 x 15mm (L x W x H)
Certifications	CE
Housing Colour	Black/White/Grey
Housing Material	Aluminium
Environment	Indoor
IP Rating	IP20
Functions	Scene select, Dimmer, On/Off
Control	DMX
Zones	8

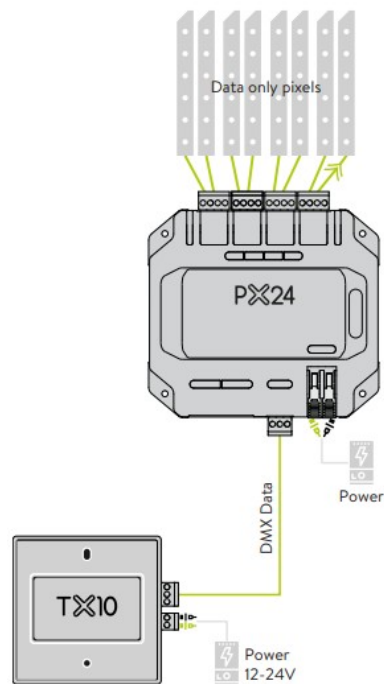
Number of Channels	9
Product Type	DMX Trigger Panel
Power Supply Mounting	External
Mounting	Built-in

The TX10 is compatible with the PX24 and MX96 when used with a SD card to trigger saved scenes or initiate effects through LED CTRL via a DMX to Artnet device.


OVERALL DIMENSIONS



WIRING DIAGRAM



Documents / Resources

	<p>LEDCTRL TX10 LED Touch Trigger [pdf] Owner's Manual</p> <p>TX10, TX10 LED Touch Trigger, LED Touch Trigger, Touch Trigger, Trigger</p>
---	---

References

- [User Manual](#)

LED Touch Trigger, LEDCTRL, Touch Trigger, Trigger, TX10, TX10 LED Touch

LEDCTRL Trigger

Leave a comment

Your email address will not be published. Required fields are marked *

Comment *

Name

Email

Website

☐ Save my name, email, and website in this browser for the next time I comment.

Post Comment

Search:

e.g. whirlpool wrf535swhz

Search

[Manuals+](#) | [Upload](#) | [Deep Search](#) | [Privacy Policy](#) | [@manuals.plus](#) | [YouTube](#)

This website is an independent publication and is neither affiliated with nor endorsed by any of the trademark owners. The "Bluetooth®" word mark and logos are registered trademarks owned by Bluetooth SIG, Inc. The "Wi-Fi®" word mark and logos are registered trademarks owned by the Wi-Fi Alliance. Any use of these marks on this website does not imply any affiliation with or endorsement.