



LED s light LDR06698 Ceiling Motion Sensor Installation Guide

[Home](#) » [LED s light](#) » LED s light LDR06698 Ceiling Motion Sensor Installation Guide 

Contents

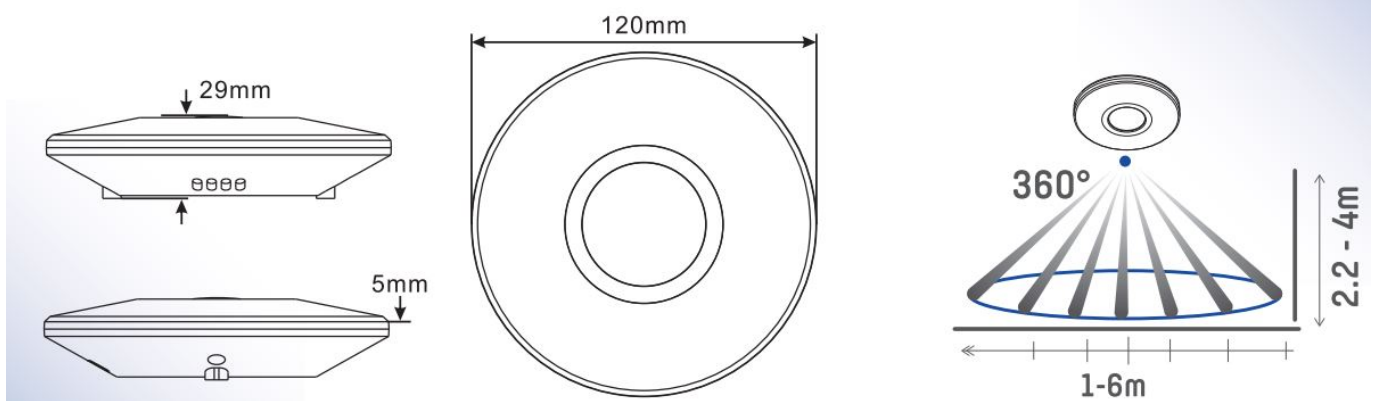
- [1 LED s light LDR06698 Ceiling Motion Sensor](#)
- [2 Dimension](#)
- [3 INSTALLATION INSTRUCTION](#)
- [4 Documents / Resources](#)

LED's light
CONTROL

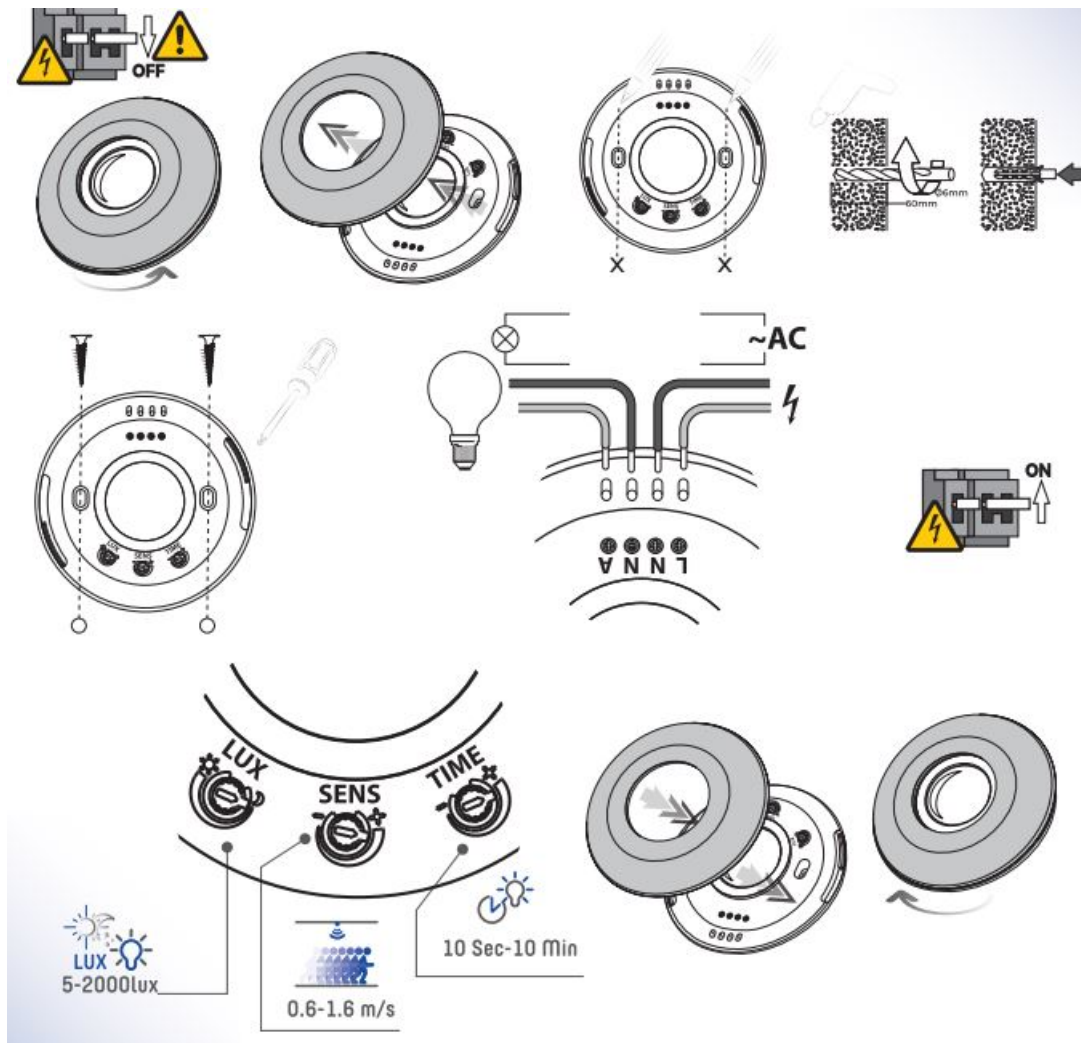
LED s light LDR06698 Ceiling Motion Sensor



Dimension



INSTALLATION INSTRUCTION



Safety warning!

Ensure that you have fully read and understood the instructions in this document before you install or use the product following the installation/wire diagram (when applicable). Keep this document for future reference and only use the product as described in this document. Any other use of the product than described in this manual may damage the product or cause injury to the user (e.g. due to a short circuit, fire, or electric shock). Disconnect the product from the power source when problems occur. Do not drop the product and avoid bumping. Do not use the product if a part is damaged or defective. Replace a damaged defective product immediately. When a non-standard consumer (power) installation is required this should be performed by a qualified technician to reduce the risk of an electric shock. Make sure the product is sufficiently ventilated during use. Never cover an electrical (LED) device during usage since it can generate heat causing damage. Besides LED can be extremely bright and may cause serious eye damage so do not stare at it directly. When a product is meant for indoor and/or outdoor use only, this will be mentioned on the product/parts or in the manual. Keep the product out of reach of children or animals.

Cleaning and Maintenance Warning!

Do not use cleaning solvents or abrasives. Do not clean the inside of the device. Do not attempt to repair the device. Replace the device when it does not operate correctly. Clean the outside of the device using a soft, damp cloth (Do not use a microfiber cloth).

Support:

If you need further help or have comments or suggestions please visit: www.shada.nl/nl/contact


- **Caution!** Risk of electric shock.
- **Class I – A** class II electrical appliance is double insulated and designed so that it does not require a safety connection to the electrical earth.

- Non dimmable.
- **IP20** – Protected from touch by fingers and objects greater than 12 millimeters.
- The item should be disposed of separately from household waste. The item should be handed in for recycling in accordance with local environmental regulations for waste
- By separating a marked item from household waste, you will help reduce the volume of waste sent to incinerators or Land-fill and minimize any potential negative impact on human
- This product carries the CE mark, which confirms that this product meets EU safety, health, and environmental protection requirements.
- Molenmakershoek 28, (L-7328 JK APELDOORN
- The Netherlands
- www.shada.nl



- **NOTE!** Opening the device in any other way than described will void the warranty

Documents / Resources

	<p>LED s light LDR06698 Ceiling Motion Sensor [pdf] Installation Guide LDR06698 Ceiling Motion Sensor, LDR06698, Ceiling Motion Sensor, Motion Sensor, Sensor</p>
---	---