

LECO
Concrete Parasol
Base Hexagonal



LECO Concrete Parasol Base Hexagonal Instruction Manual

[Home](#) » [LECO](#) » LECO Concrete Parasol Base Hexagonal Instruction Manual 

Contents

- [1 LECO Concrete Parasol Base Hexagonal](#)
- [2 Spare part list](#)
- [3 Assembly instruction](#)
- [4 Concrete parasol base hexagonal](#)
- [5 INFORMATION](#)
- [6 FAQ](#)
- [7 Documents / Resources](#)
 - [7.1 References](#)
- [8 Related Posts](#)



LECO Concrete Parasol Base Hexagonal









Read these instructions carefully before use and assembly and keep for future reference!

Important Notes!

Does this product meet your expectations? Is the packaging undamaged?

Before assembly of the product please check if the kit is complete and accurate on basis of the spare part list. Defects or missing parts have to be notified before assembling the product. The manufacturer cannot be held responsible for damages caused during assembly of the product, for example scratches or dents.

Spare part list

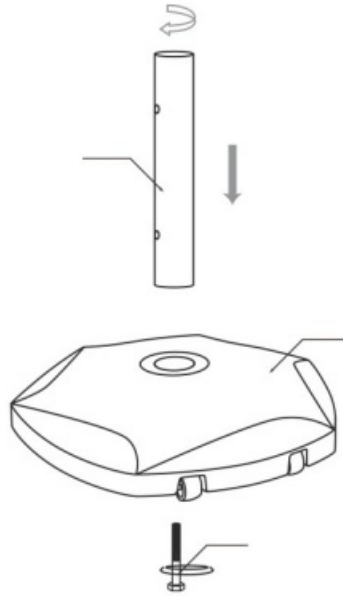
A		1 x
B		1 x
C		1 x
D		1 x
E		2 x
F		1 x

CAUTION SCISSOR ACTION!

RISK OF INJURY BY CRUSHING! NEVER LEAVE CHILDREN UNATTENDED! KEEP OUT OF REACH OF CHILDREN!

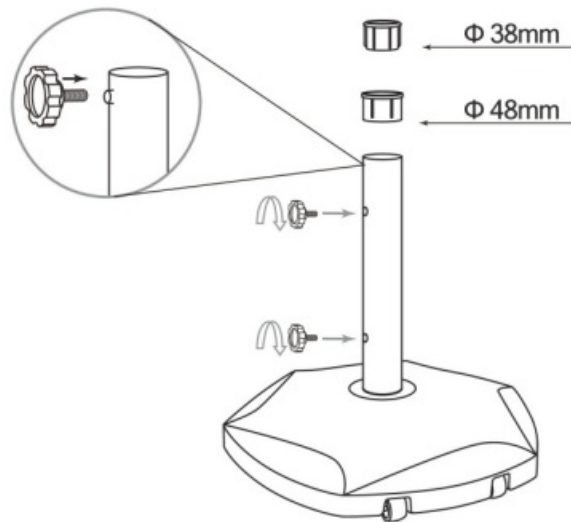
Assembly instruction

①



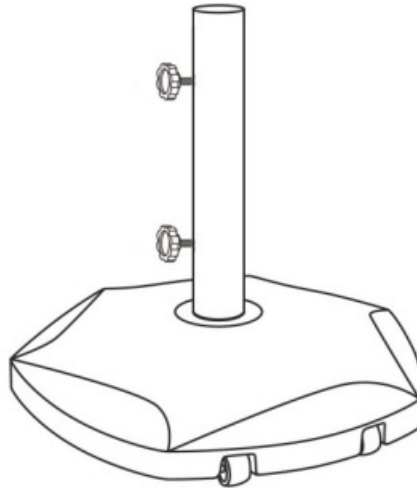
All screws just tighten loose!

②



Now please tighten screws firmly! Please control screws regularly!

③

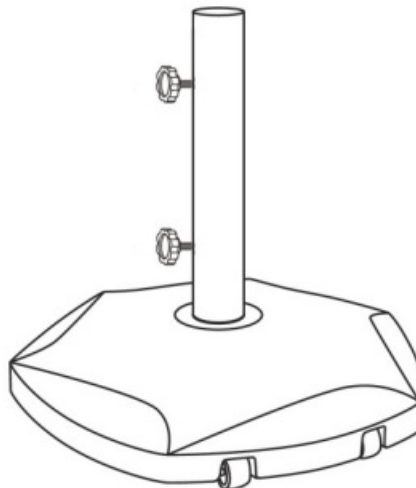


- Clean with a damp cloth, keep protected when not in use.
- This product is only for the private sector.
- Any commercial use is prohibited!
- No use as sports or fitness equipment!

Concrete parasol base hexagonal

Frame

Concrete with plastic coating (PE = Polyethylene), black
Steel tube in anthracite – black power coated



Caution scissor action! Risk of injury by crushing

- Never leave children unattended!
- Keep out of reach of children
- Clean with a damp cloth, keep protected when not in use. This product is only for the private sector. Any commercial use is prohibited
- No use as sports or fitness equipment!

- In the fall and winter months, please check the entire stability at regular intervals. During heavy snow, the snow load is to remove immediately. Damage caused by snow and storms no warranty.

Read assembly manual carefully!

INFORMATION

- Read all instructions before assembly and using this product!
- Select ideal location for assembling. Set out all parts on a clear and level surface prior to assembly. Ideally, the product should be set up in the desired location to avoid moving it after assembly.
- Use caution. During all the process of assembling, especially when lifting heavy or large parts, pay attention to safety. No one other than those assistants should be allowed in the work area.
- Check all parts available. Before assembling your product, make sure that you have all parts described in the Parts List.
- Keep children away. Children shouldn't be allowed in the work area. Do not let them handle parts and tools. Do not allow children to climb on when it is in use.
- It is also recommended to store and secure the products during inclement or stormy weather or remove them completely.
- If after some time using small rust spots occur on your product, that mostly only will be surface rust on parts of steel tubes. This rust can be quickly and easily removed and covered by using some usual paint.
- Carefully remove all packaging material and dispose of it according to type. Should you wish to dispose the product after a long period of use, please observe the local regulations regarding the disposal of the different materials of the product.

LECO-Werke Lechtreck GmbH & Co. KG – Hollefeldstrasse 41 – 48282 Emsdetten – Germany

- T. +49 (0)2572-2070 info@leco-werke.de www.leco24.com

FAQ

- **Q: Can this product be used for commercial purposes?**

A: No, this product is intended for private sector use only. Commercial use is prohibited.


- **Q: How should I clean the product?**

A: Clean with a damp cloth and ensure it is stored protected when not in use.

- **Q: What should I do if there are missing parts?**

A: Notify any defects or missing parts before starting the assembly process.

Documents / Resources

	<p>LECO Concrete Parasol Base Hexagonal [pdf] Instruction Manual Concrete Parasol Base Hexagonal, Parasol Base Hexagonal, Base Hexagonal, Hexagonal</p>
---	--

References

-  [Kein Zugang](#)
-  [Online-Shop für Liegen, Gartenpavillons und Sonnenschirme von LECO](#)
- [User Manual](#)

Manuals+ Privacy Policy

This website is an independent publication and is neither affiliated with nor endorsed by any of the trademark owners. The "Bluetooth®" word mark and logos are registered trademarks owned by Bluetooth SIG, Inc. The "Wi-Fi®" word mark and logos are registered trademarks owned by the Wi-Fi Alliance. Any use of these marks on this website does not imply any affiliation with or endorsement.