




[Home](#) » [LEAP](#) » **LEAP S3 Android TV Box Instructions** 

## LEAP S3 Android TV Box



## Contents [ [hide](#) ]

- 1 Important Information
- 2 Press the Settings button
- 3 Settings
- 4 Volume Control
- 5 Go back to the Home page
- 6 Documents / Resources
  - 6.1 References

## Important Information

### How do I reconfigure the volume settings of my LEAP S3 when my volume level is too low?

If the volume level of your LEAP S3 is too low, you can follow the procedure below to reset the parameters of your LEAP S3.

During the installation of your LEAP S3, you can set up the volume control to be handled by HDMI-CEC. When this option is enabled, your LEAP S3 remote can be used to adjust the volume level of your TV.

You can activate or deactivate this feature in the display and sound settings of your TV. The default volume level of your LEAP S3 is set up to a certain level, and it can be either too low. If the volume is too low it is better to deactivate this option.

How can you activate or deactivate this feature?

### Press the Settings button

In this case, press the Settings button on your Google remote and press the **OK**



(<https://support-strong-eu.cos/2024/09/Settings-Button-RCU.webp>).

## Settings

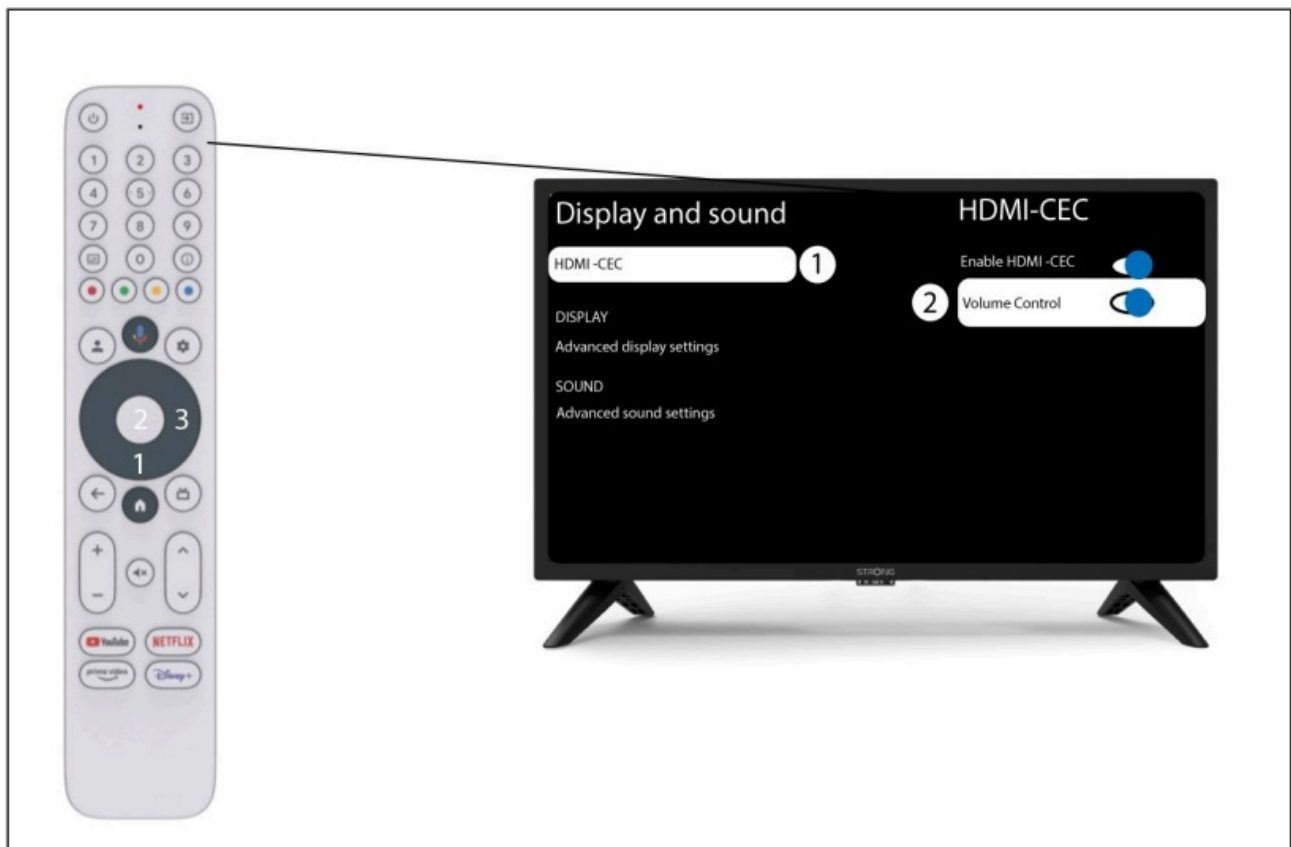
In the **Settings** page displayed on your screen, select “**Display and sound**”. Then, press the right navigation button and select “**HDMI-CEC**”.



(<https://support-strong-eu.com/wp-content/uploads/2024/09/Sound-Settings-S1-1.jpg>).

## Volume Control

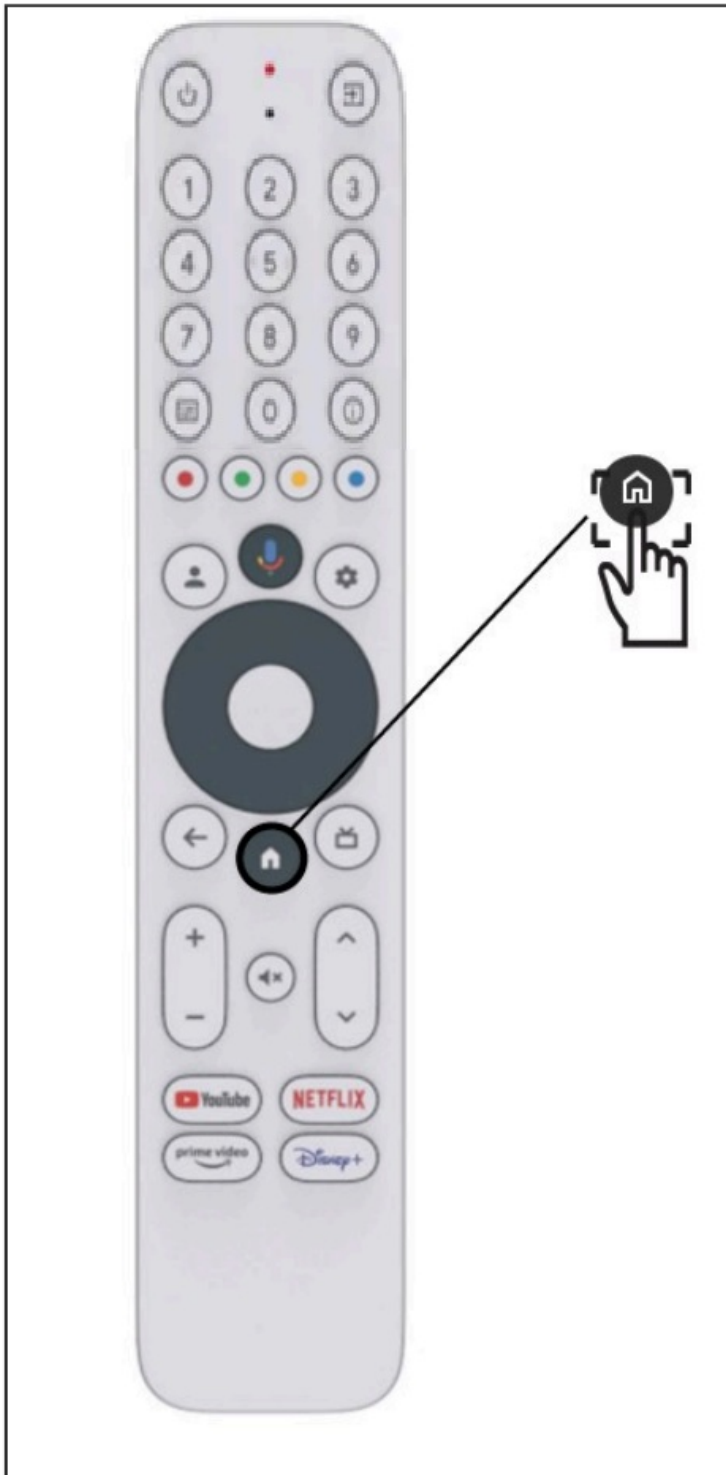
Select “**Volume Control**” and press the **OK** button to switch OFF this feature



## Go back to the Home page

Press the **HOME** button to go back to the home screen.

The volume adjustment can now be done again with LEAP-S3 remote control.



[\(https://support-strong-eu.com/support-center-do-i-reset-the-leap-s3-to-its-factory-settings/\)](https://support-strong-eu.com/support-center-do-i-reset-the-leap-s3-to-its-factory-settings/)

## Documents / Resources

The image is a screenshot of a forum post. The post title is "LEAP S3 Android TV Box [pdf] Instructions" in a large, blue, underlined font. Below the title is a subtitle "S3 Android TV Box, S3, Android TV Box, TV Box" in a smaller, black font. The post content is a block of text in a light gray font, which is mostly illegible due to blurring. At the bottom of the post, there is a small red heart icon and a button labeled "Press the Settings button". The background of the forum post is white, and the overall image has a dark, blurred background.

## References

- [User Manual](#)

Android TV Box, LEAP, S3, S3 Android TV Box, TV

LEAP Box

---

## Leave a comment

Your email address will not be published. Required fields are marked \*

Comment \*

Name

Email

Website

☐ Save my name, email, and website in this browser for the next time I comment.

**Post Comment**

**Search:**

e.g. whirlpool wrf535swhz

**Search**

Manuals+ | Upload | Deep Search | Privacy Policy | @manuals.plus | YouTube

This website is an independent publication and is neither affiliated with nor endorsed by any of the trademark owners. The "Bluetooth®" word mark and logos

are registered trademarks owned by Bluetooth SIG, Inc. The "Wi-Fi®" word mark and logos are registered trademarks owned by the Wi-Fi Alliance. Any use of these marks on this website does not imply any affiliation with or endorsement.