




**Contents** [ [hide](#) ]

- [1 LCHUANG 70LEDs Spider Web Lights](#)
- [2 INTRODUCTION](#)
- [3 SPECIFICATIONS](#)
- [4 WHAT'S IN THE BOX](#)
- [5 FEATURES](#)
- [6 SETUP GUIDE](#)
- [7 CARE & MAINTENANCE](#)
- [8 TROUBLESHOOTING](#)
- [9 PROS & CONS](#)
- [10 WARRANTY](#)
- [11 FREQUENTLY ASKED QUESTIONS](#)
- [12 References](#)

# LCHUANG

## LCHUANG 70LEDs Spider Web Lights



## INTRODUCTION

Upgrade your Halloween decor with **\$14.99** LCHUANG 70LEDs Spider Web Lights. A realistic 12-inch black spider and 70 LED lights make this 4-foot purple spider web a stunning centerpiece for your house, yard, or party. The waterproof lights utilize 3 AA batteries (not supplied) for safe, cordless decorating inside and outdoors. The site has 8 lighting settings, including static, flashing, and fading, and a remote control with timer to easily create the atmosphere. With high-quality black rope, the web is sturdy, tangle-resistant, and quick to put up, making it suitable for walls, windows, fences, patios, and haunted home displays. These spider web lights provide a frightening, festive ambiance to Halloween parties, trick-or-treaters, and seasonal festivities.

## SPECIFICATIONS

Brand	LCHUANG
Model	70LED Spider Web Lights
Price	\$14.99
Color	Purple

<b>Diameter</b>	4 Feet
<b>Number of LEDs</b>	70
<b>Spider Size</b>	12 inches
<b>Material</b>	Plastic, Black Cord
<b>Light Color</b>	Purple
<b>Power Source</b>	3 × AA Batteries (not included)
<b>Voltage</b>	4.5 Volts
<b>Wattage</b>	3 Watts
<b>Controller Type</b>	Remote Control
<b>Lighting Modes</b>	8 Modes (Static, Flashing, Fading, etc.)
<b>Timer</b>	Auto ON/OFF Function
<b>Indoor/Outdoor Usage</b>	Both
<b>Water Resistance</b>	Waterproof
<b>Recommended Uses</b>	Halloween decorations, haunted houses, parties, trick-or-treating



## WHAT'S IN THE BOX

- 1 × 70 LEDs Spider Web Lights
- 1 × Waterproof Battery Box
- 1 × 12-inch Black Spider
- 1 × Remote Control

## FEATURES

- **Giant spider web design:** Measures 4 ft in diameter for a dramatic and spooky visual effect.
- **70 purple LED lights:** Bright, energy-efficient LEDs create an eerie glowing display.
- **Includes black spider decoration:** Comes with a 12-inch spider to enhance realism.
- **Battery-powered:** Operates with 3 AA batteries (not included) for flexible placement anywhere.
- **Remote control operation:** Control 8 lighting modes, including flashing, fading, and

static, from a distance.

- **Auto timer function:** Schedule ON/OFF for convenience and energy savings.
- **Waterproof battery case:** Designed for safe outdoor use, protecting batteries from rain or moisture.
- **Durable black cord:** Resistant to tangling and long-lasting for repeated use.
- **Low energy consumption:** Efficient design keeps operating costs minimal.
- **Safe for children and pets:** No sharp edges or exposed wires ensure worry-free display.
- **Easy to hang:** Works on walls, windows, fences, or trees for versatile decoration.
- **Indoor and outdoor use:** Perfect for any Halloween display location.
- **Classic festival style:** Purple lights and spider web design embody traditional Halloween aesthetics.
- **Quick and easy assembly:** Simple setup allows fast, hassle-free decorating.
- **Reusable for multiple seasons:** Durable materials ensure enjoyment year after year.



## SETUP GUIDE

- **Unbox carefully:** Remove the spider web lights and all components from packaging.
- **Lay out web flat:** Spread the 4-ft spider web evenly for proper display.
- **Attach spider decoration:** Bend the legs of the 12-inch black spider to cling securely to the web.
- **Insert batteries:** Place 3 AA batteries into the waterproof battery box following polarity markings.
- **Secure battery box:** Close tightly to ensure waterproof protection.
- **Power on with remote:** Use the remote to turn on the LEDs and select lighting mode.
- **Select lighting mode:** Choose from 8 modes including static, flashing, and fading for desired effect.
- **Set timer if needed:** Activate auto timer for scheduled operation.
- **Hang web safely:** Mount on walls, windows, fences, or trees ensuring even stretching for visual impact.
- **Protect from sharp objects:** Avoid placing near nails or edges that could damage cords.
- **Elevate battery box:** Keep off wet surfaces to maintain waterproof integrity.
- **Check remote visibility:** Ensure a clear line-of-sight to the battery box for proper control.
- **Adjust placement:** Position for maximum visibility and spooky effect.
- **Enjoy display:** Watch glowing LEDs and spider decoration bring a festive Halloween vibe.





## CARE & MAINTENANCE

- **Store properly:** Keep in a cool, dry place when not in use.
- **Clean LED bulbs gently:** Use a soft cloth to remove dust or debris.
- **Replace batteries as needed:** Maintain consistent lighting and operation.
- **Avoid cord tangling:** Wrap the black cord carefully during storage.
- **Inspect spider attachment:** Ensure the spider remains securely in place.
- **Check battery box seals:** Verify waterproof integrity before outdoor use.
- **Keep away from flames:** Avoid heat sources to prevent accidents.
- **Handle wires carefully:** Avoid sharp bends to prevent damage.
- **Unfold web gently:** Prevent tearing or stretching during setup.
- **Remove batteries for storage:** Prevent leakage during long-term storage.
- **Wipe plastic components:** Keep surfaces clean and dust-free.
- **Protect from extreme weather:** Avoid prolonged exposure to heavy rain, snow, or strong winds.

- **Test remote periodically:** Ensure full functionality of lighting modes.
- **Check LED bulbs:** Make sure all lights are firmly attached before each use.
- **Keep away from pets and children:** Ensure safety during setup and operation.

**TROUBLESHOOTING**

Issue	Possible Cause	Solution
Lights not turning on	Dead or missing batteries	Insert or replace 3 AA batteries
Remote not working	Weak batteries or blocked signal	Replace remote batteries / clear line-of-sight
Spider not staying in place	Legs not bent properly	Adjust spider legs to cling to web
Timer not functioning	Incorrect mode selected	Set timer mode via remote
LEDs flickering	Weak batteries	Replace batteries
Lights not evenly spread	Web unevenly stretched	Adjust web and anchor points
Battery box water exposure	Battery box not sealed	Ensure waterproof cover is closed
Web tangling	Improper storage	Carefully untangle and store flat
Remote buttons unresponsive	Signal interference	Move closer to battery box
Lights dim	Batteries low	Replace batteries with fresh AA
Web tearing	Rough handling	Handle carefully during setup
Lights off unexpectedly	Loose battery connection	Reinsert batteries securely



Issue	Possible Cause	Solution
Spider falls	Legs not secure	Re-bend legs to attach firmly
Not enough glow	Too much ambient light	Place in darker location
Web sagging	Hanging points not balanced	Adjust anchors for tension

## PROS & CONS

### Pros

- Eye-catching 4-ft giant spider web design.
- 8 lighting modes and timer for customization.
- Waterproof and suitable for indoor/outdoor use.
- Easy setup and remote control operation.
- Durable, low energy, and reusable for multiple seasons.

### Cons

- Batteries not included.
- Web can sag if not properly secured.
- Remote requires clear line-of-sight.
- Fabric and cord may tear if mishandled.
- Limited visibility in bright daylight.

## WARRANTY

The **LCHUANG 70LEDs Spider Web Lights** come with a **manufacturer's warranty** covering defects in materials and workmanship. If the product arrives damaged or fails to function, LCHUANG provides repair, replacement, or customer support. The warranty does not cover misuse, improper battery installation, or damage caused by extreme weather. Keep your receipt and product information for warranty claims and contact LCHUANG customer service for assistance.

## FREQUENTLY ASKED QUESTIONS

What makes the LCHUANG 70LEDs Spider Web Lights unique for Halloween?

The LCHUANG 70LEDs Spider Web Lights feature a 4 ft diameter cobweb with 70 purple LED lights and a 12" black spider, perfect for indoor or outdoor Halloween décor.

What powers the LCHUANG 70LEDs Spider Web Lights?

They are battery-powered using 3 AA batteries (not included) for easy placement anywhere.

Does the LCHUANG 70LEDs Spider Web Lights come with a remote control?

It includes a remote control to switch between 8 lighting modes and set the timer function.

What are the lighting modes available on the LCHUANG 70LEDs Spider Web Lights?

There are 8 built-in modes, including static, flashing, fading, and more for customizable spooky effects.

How durable are the LCHUANG 70LEDs Spider Web Lights?

The lights are made with high-quality black cord and beads, resistant to tangling and durable for repeated use.

How do I set up the LCHUANG 70LEDs Spider Web Lights?

Simply grab the center ring of the spider web, pull the strings outward, and bend the spider legs to attach it to the web.

The LCHUANG 70LEDs Spider Web Lights are not turning on. What should I check?



Ensure the 3 AA batteries are correctly installed and fully charged, and that the remote or switch is properly set.

Some LED lights on my LCHUANG 70LEDs Spider Web Lights are not working. Why?

Check for loose connections in the battery box and ensure the wires are intact. Replace batteries if necessary.

## References

- [User Manual](#)

 70LEDs Spider Web Lights, B0B8TF4BQK, LCHUANG, user  
 LCHUANG guide

---

## Leave a comment

Your email address will not be published. Required fields are marked \*

Comment \*

Name

Email

Website

☐ Save my name, email, and website in this browser for the next time I comment.

Post Comment

Search:

e.g. whirlpool wrf535swhz

Search

[Manuals+](#) | [Upload](#) | [Deep Search](#) | [Privacy Policy](#) | [@manuals.plus](#) | [YouTube](#)

This website is an independent publication and is neither affiliated with nor endorsed by any of the trademark owners. The "Bluetooth®" word mark and logos are registered trademarks owned by Bluetooth SIG, Inc. The "Wi-Fi®" word mark and logos are registered trademarks owned by the Wi-Fi Alliance. Any use of these marks on this website does not imply any affiliation with or endorsement.