



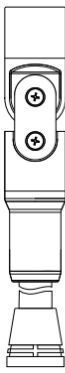




Laserliner 082.218A VarioView Camera User Manual

[Home](#) » [Laserliner](#) » Laserliner 082.218A VarioView Camera User Manual 

Laserliner® 082.218A VarioView Camera User Manual



CAMERA RESOLUTION 640 x 480 pixel	LED LIGHT	 IP 67	 1500
 ø 17 mm	DOF 3 ... 7 cm FOCUS	 WATERPROOF	

Contents

- 1 082.218A VarioView Camera
- 2 Function / Application
- 3 General safety instructions
- 4 Safety instructions
- 5 Technical data
- 6 EU directives and disposal
- 7 Documents / Resources
 - 7.1 References
- 8 Related Posts

082.218A VarioView Camera



Completely read through the operating instructions, the “Warranty and Additional Information” booklet as well as the latest information under the internet link at the end of these instructions. Follow the instructions they contain. This document must be kept in a safe place and passed on together with the device.

Function / Application

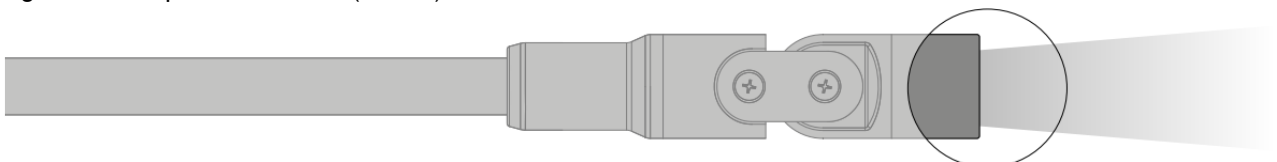
The VarioView Camera is a camera unit for connection to the base VideoFlex unit. When combined with the base unit, colour video images are sent to the LCD for inspecting highly inaccessible locations such as cavities, shafts, masonry or in vehicles.

General safety instructions

- The device must only be used in accordance with its intended purpose and within the scope of the specifications.
- The measuring tools and accessories are not toys. Keep out of reach of children.
- The structure of the device must not be modified in any way.
- Do not expose the device to mechanical stress, extreme temperatures or significant vibration.
- The device must no longer be used if one or more of its functions fail or the battery charge is weak.
- The camera head is not acid-resistant or fireproof.
- It is absolutely vital to ensure that the VarioView Camera does not come into contact with chemicals, voltage, moving or hot objects. This can damage the device and put its user at risk of serious injury.
- The VarioView Camera must not be used for medical examinations / examining people.
- Please ensure compliance with the safety regulations set out by local and national authorities with regard to the correct and proper use of the device.
- The unit is not suitable for taking measurements close to dangerous voltages. Therefore always make sure that conductive parts are at zero potential when carrying out measurements in the vicinity of electrical systems. Safe isolation from the power supply and precautions to prevent systems being switched on again must be ensured by implementing suitable measures.

Safety instructions

Using artificial, optical emission (OStrV) LED outlet



- The device works with LEDs of risk group RG 0 (exempt, no risk) in accordance with the latest versions of applicable standards relating to photobiological safety (EN 62471:2008-09ff / IEC/TR 62471:2006-07ff).

– When used for the intended purpose and under reasonably foreseeable conditions, the accessible radiation of the LEDs is safe for the human eye and skin.

Safety instructions

Dealing with electromagnetic radiation

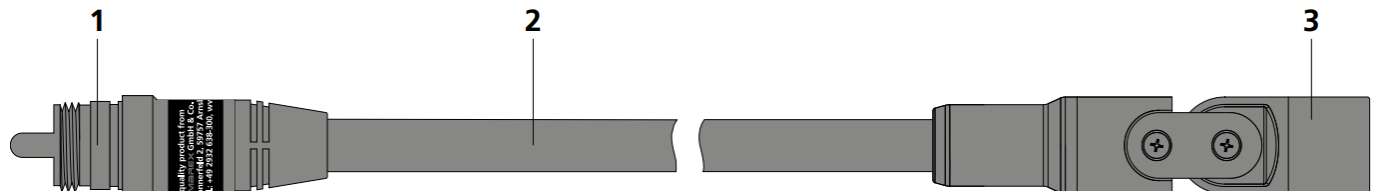
– The measuring device complies with electromagnetic compatibility regulations and limit values in accordance with EMC-Directive 2014/30/EU.

– Local operating restrictions – for example, in hospitals, aircraft, petrol stations or in the vicinity of people with pacemakers – may apply. Electronic devices can potentially cause hazards or interference or be subject to hazards or interference.

Information on maintenance and care

Clean all components with a damp cloth and do not use cleaning agents, scouring agents and solvents.

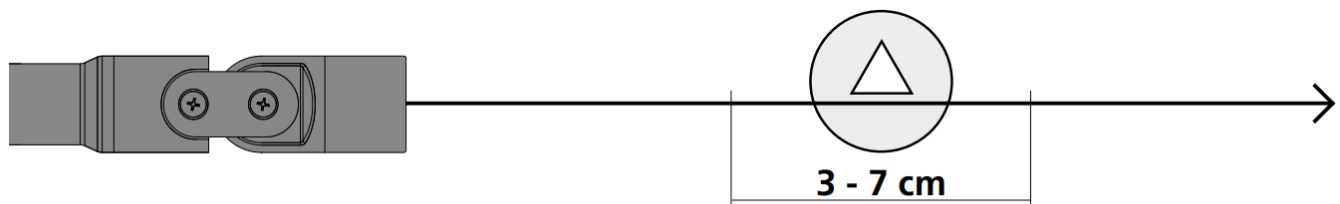
Store the device in a clean and dry place.



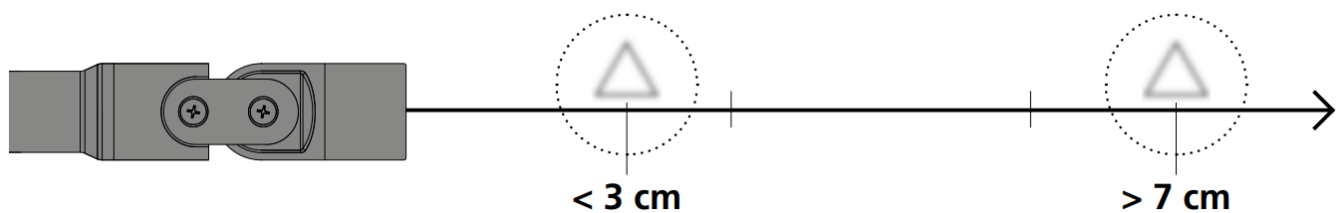
1. Base unit connection
2. Flexible cable
3. manually adjustable camera head with high-power LED

1 Focal depth

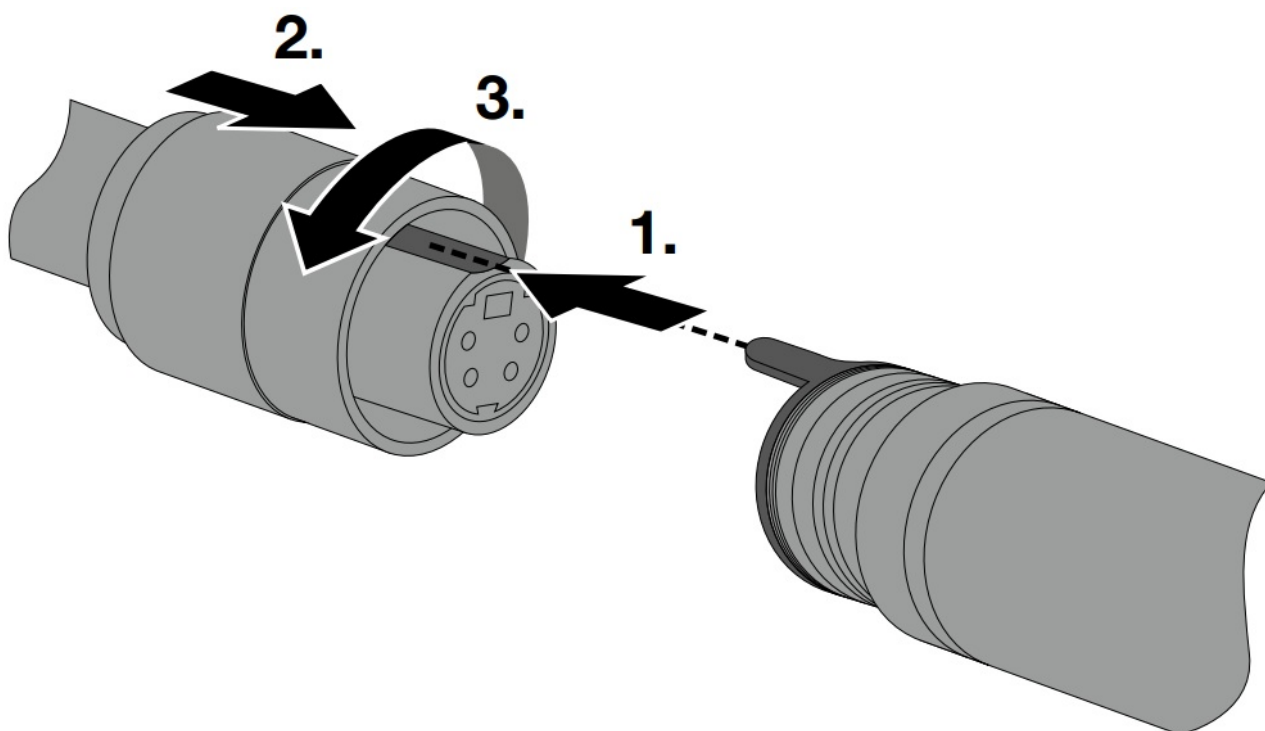
The VarioView Camera delivers sharp images in a range between 3 and 7 cm from the camera head.



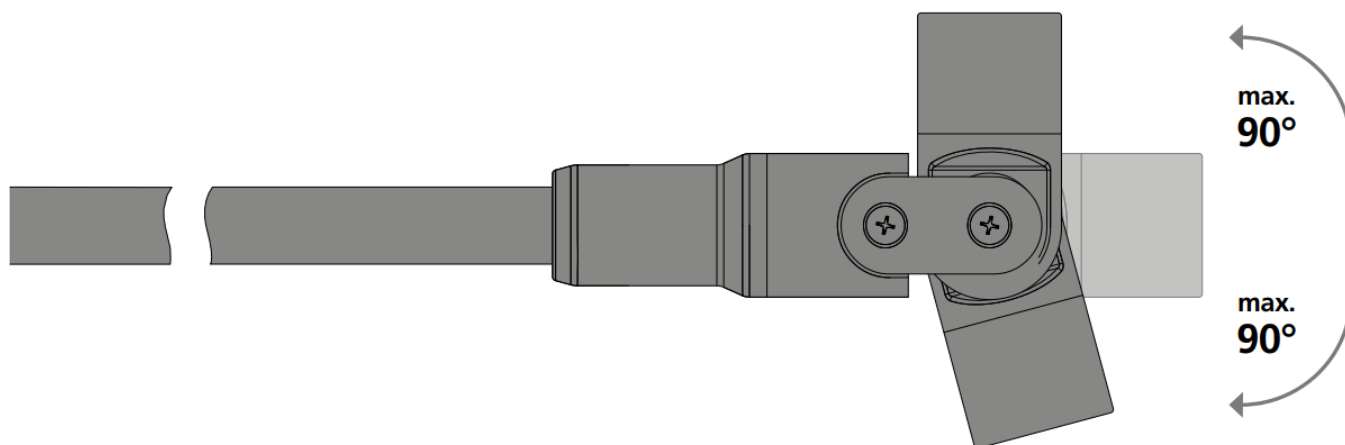
Objects well beyond the focus range may appear blurred.



2 Connection for flexible cable



3 Camera head adjustment



Technical data

Subject to technical alterations. 19W49

Type of camera	CMOS image sensor
Camera head	ø 17 mm
Camera head protection class	water-resistant, IP 67
Camera head LEDs	1
Camera resolution	640 x 480 pixels
Field of vision (FOV)	73°
Camera focus	F3 cm – F7 cm
Cable diameter	9,5 mm
Length of flexible cable	1.5 m
Minimum bending radius	75 mm
Operating conditions	0°C ... 60°C, max. humidity 20 ... 90% rH, no condensation, max. working altitude 4000 m above sea level
Storage conditions	-20°C ... 80°C, max. humidity 80% rH
Weight	430 g
Dimensions (W x H x D)	1600 x 17,2 x 17,2 mm

EU directives and disposal

This device complies with all necessary standards for the free movement of goods within the EU.
This product is an electric device and must be collected separately for disposal according to the European Directive on waste electrical and electronic equipment.
Further safety and supplementary notices at: <http://laserliner.com/info?an=AJD>



Laserliner®



SERVICE

Umarex GmbH & Co. KG

– Laserliner –

Möhnestraße 149, 59755 Arnsberg, Germany
Tel.: +49 2932 638-300, Fax: +49 2932 638-333

info@laserliner.com

Umarex GmbH & Co. KG

Donnerfeld 2

59757 Arnsberg, Germany


Tel.: +49 2932 638-300, Fax: -333

www.laserliner.com


Rev19W49



Documents / Resources

	<p>Laserliner 082.218A VarioView Camera [pdf] User Manual 082.218A, VarioView Camera, 082.218A VarioView Camera, Camera</p>
--	---

References

-  [Info - Laserliner](#)
-  [Home](#)

[Manuals+](#).