



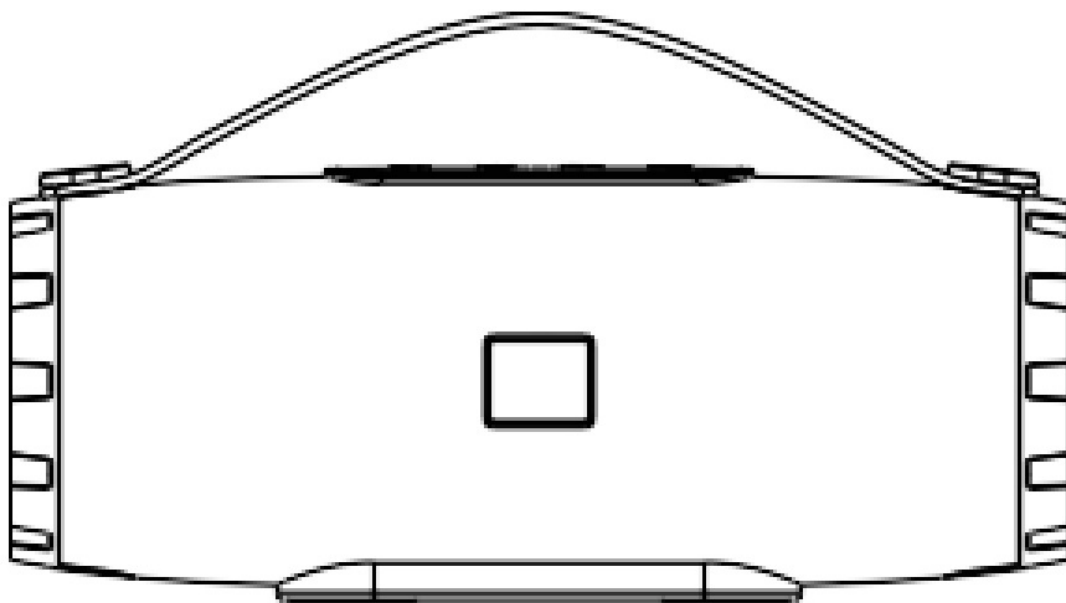
LASER SPK-BTTUB Bluetooth Tube Speaker User Manual

[Home](#) » [Laser](#) » LASER SPK-BTTUB Bluetooth Tube Speaker User Manual 

LASER SPK-BTTUB Bluetooth Tube Speaker
User Manual




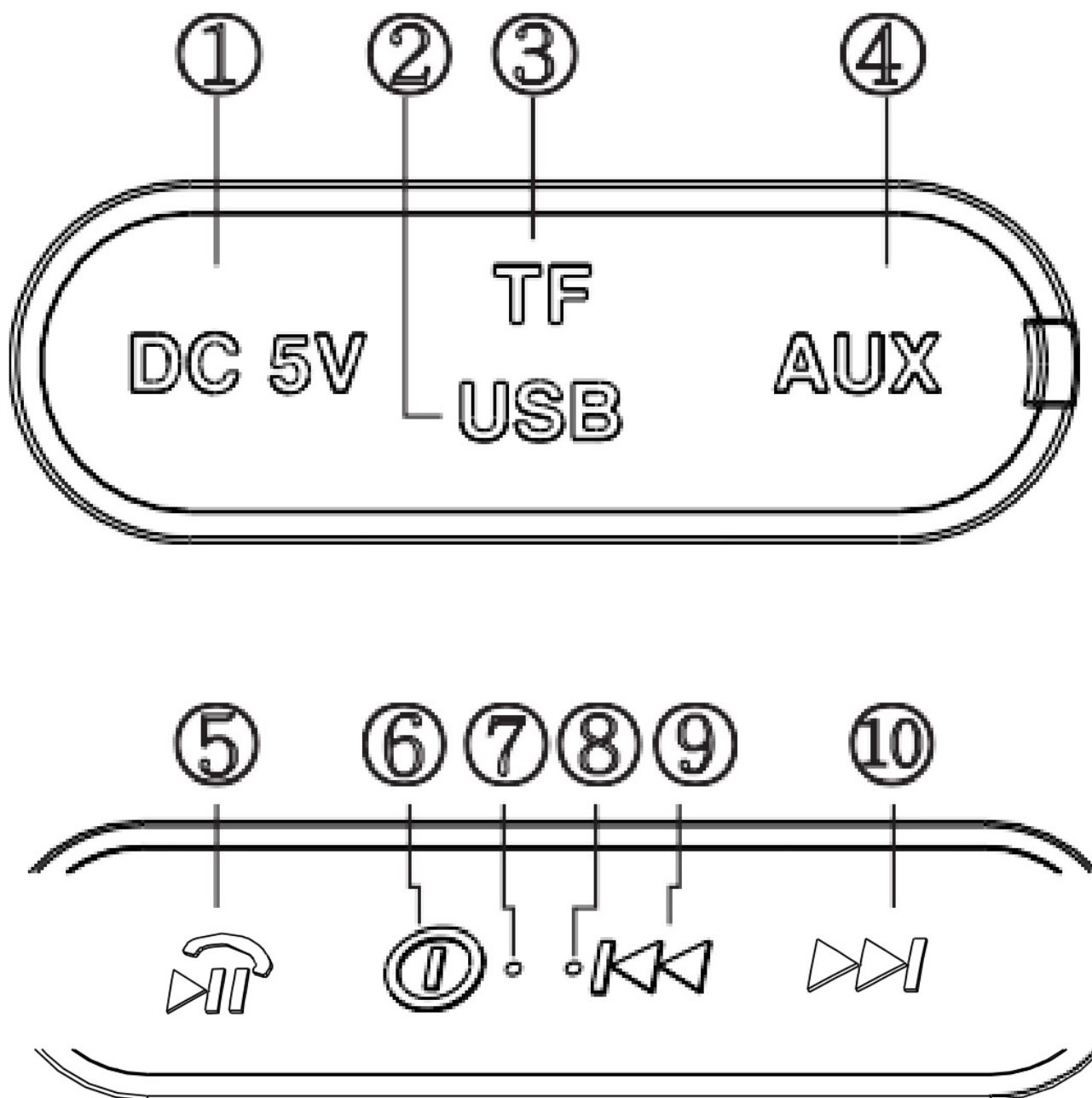
Laser Bluetooth Tube Speaker User Manual -SPK-BTTUBE



Bluetooth version: 4.2
Battery: 1200mAh
Playing time: 2h
Power: 5W * 2
Unit Size: 219*88*88 mm
Unit Weight: 650g

Speaker Operation

1. Press  to turn on SPK-BTTUBE\
2. **Bluetooth Mode:** Turn on Bluetooth feature on your portable devices. Find and pair with your "SPK-BT800".
Press "Play/Pause" button to begin playback.
3. **FM Mode:** Plug the Micro USB Cable into your speaker, as this will act as the antenna in FM Mode. Choose FM mode. Long press Play/Pause button to start automatically search and save available stations. When searching finished, press Previous or Next button to select previous or next station.



1. DC 5V charging port

2. USB Port

3. TF Card Slot

4. AUX

5. Answer call (BT Mode)

Station searching (FM Mode)

6. Power Switch

7. Mic

8. Indicated light

9. Short Press- Last Song / Long Press- Volume Down
--

10. Short Press- Next Song / Long Press- Volume Up

Warranty Against Defects


Laser Corporation Pty Ltd ("Laser") warrants your new product to be free from defects in materials and workmanship for 12 months, from the date of purchase, provided that the product is used in accordance with accompanying recommendations or instructions where provided. The benefit of this warranty is in addition to your rights under the Australian Consumer Law and to other rights and remedies of the consumer under a law in relation to the goods or services to which the warranty relates. Through a network of retailers and resellers, Laser will provide you with your choice of a refund, repair or exchange (where possible) for this product if it becomes defective within the warranty periods. This warranty will no longer apply where the defect is a result of alteration, accident, misuse, abuse, normal wear and tear, neglect or improper storage. Please retain your receipt as proof of purchase. How to make a product warranty claim: Step 1: Find your receipt which proves the date of purchase. Where the date of purchase cannot be verified, your place of purchase or Laser will make an assessment based on the date of manufacture, the condition of the Laser Product and the type of defect. Step 2a): Contact your place of purchase. They will assess the nature of the fault and refund or replace the product as per their store refund or warranty policy. Step 2b): If your place of purchase cannot be contacted, then you can contact Laser. Customer Service with details of your defective Laser Product: Phone: (02) 9870 3340; or Email: support@laserco.com.au or online www.laserco.net/support/warranty (click on "Consumers (End Users)"). Our business address is at 1/6-8 Byfield Street, North Ryde, NSW 2113 Step 3: Laser will issue you with a Return Authorization (RA) number within 48 hours. When requested, send us the defective Product and a copy of your receipt. Laser will cover the cost of the return delivery. Step 4: Wait for us to contact you. Once we have received your defective Laser Product for inspection, we will inform you of our assessment of your claim within 7 days. When we contact you, we will firstly let you know whether you have a valid claim under this Warranty, and if so, we will inform you whether your defective Laser Product will be replaced or repaired, together with the number of days you can expect to wait to receive your replaced or repaired Laser Product. Our goods come with guarantees that cannot be excluded under the Australian Consumer Law. You are entitled to a replacement or refund for a major failure and compensation for any other reasonably foreseeable loss or damage. You are also entitled to have the goods repaired or replaced if the goods fail to be of acceptable quality and the failure does not amount to a major failure.

Contents

[1 Documents / Resources](#)

[2 Related Posts](#)

Documents / Resources

	<p>LASER SPK-BTTUB Bluetooth Tube Speaker [pdf] User Manual SPK-BTTUB Bluetooth Tube Speaker, SPK-BTTUB, Bluetooth Tube Speaker</p>
---	---