




# LASER SPK-BTPH19 Bluetooth Speaker User Manual

[Home](#) » [Laser](#) » LASER SPK-BTPH19 Bluetooth Speaker User Manual 

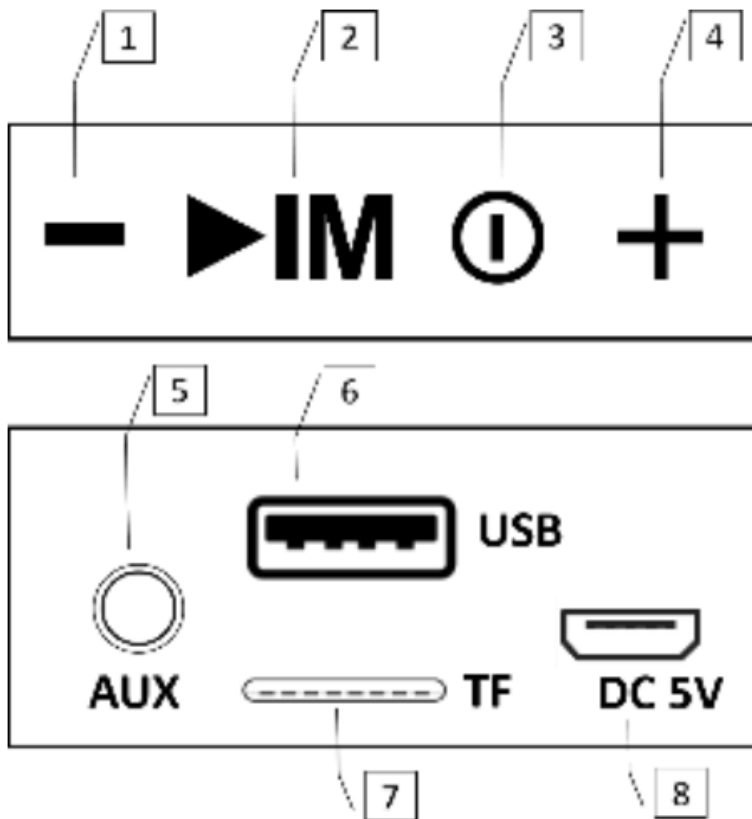
## LASER SPK-BTPH19 Bluetooth Speaker User Manual



### Contents

- [1 Product Overview](#)
- [2 Instruction](#)
- [3 Product Specification](#)
- [4 Warranty Against Defects](#)
- [5 Documents / Resources](#)
  - [5.1 References](#)
- [6 Related Posts](#)

## Product Overview



1. Vol-/Previous track: short press for previous track, long press for Volume down
2. Play/Pause/FM auto scan/Answer (when call in)
3. Power button: ON/OFF
4. Vol+/Next track: short press for next track, long press for Volume up
5. Auxiliary Input
6. USB Port
7. Micro SD Card Slot
8. Micro USB Charging Port

## Instruction

### Bluetooth Mode

1. Long press the “Power” button to turn on the speaker and enter Bluetooth mode.
2. Turn on Bluetooth on your mobile phone or other device, search for “**SPK-BTPH19**” on the list and then pair it.

### USB Mode/ Line-in Mode

1. Insert USB stick or Micro SD card for playback.
2. Playback will begin automatically.

### FM Mode

To have better signal reception, please plug in the charging cable.

1. Select FM Mode by pressing the button A□2E

2. Press A□2E A to begin automatically searching and saving available radio stations.
3. Short Press A□1E A or A□4E A to select the station.
4. Long Press A□1E A or A□4E A to adjust volume.

## Hands free function

1. The music will pause, you will hear the ringtone if there is an incoming call. Short press the button A□2E A to answer the call via the built-in MIC. Short press the button A□2E A again hang up the call after conversation.
2. Long press the button A□2E A to decline an incoming call if you don't want to answer it.

## Charging

Connect the USB cable to a USB power adapter or a USB port of the computer, and then plug the micro USB into the micro USB port of the speaker.

## Product Specification

**Bluetooth version:** 5.0

**Battery:** 1200mAh Playing

**time:** 2h **Power:** 5W

**Unit Size:** 92 x 83 x 135 mm Unit

**Weight:** 358g

## Warranty Against Defects

Laser Corporation Pty Ltd ("Laser") warrants your new product to be free from defects in materials and workmanship for 12 months, from the date of purchase, provided that the product is used in accordance with accompanying recommendations or instructions where provided. The benefit of this warranty is in addition to your rights under the Australian Consumer Law and to other rights and remedies of the consumer under a law in relation to the goods or services to which the warranty relates. Through a network of retailers and resellers, Laser will provide you with your choice of a refund, repair or exchange (where possible) for this product if it becomes defective within the warranty periods. This warranty will no longer apply where the defect is a result of alteration, accident, misuse, abuse, normal wear and tear, neglect or improper storage. Please retain your receipt as proof of purchase. How to make a product warranty claim:

**Step 1:** Find your receipt which proves the date of purchase.

Where the date of purchase cannot be verified, your place of purchase or Laser will make an assessment based on the date of manufacture, the condition of the Laser Product and the type of defect.

**Step 2a):** Contact your place of purchase. They will assess the nature of the fault and refund or replace the product as per their store refund or warranty policy.

Step 2b): If your place of purchase cannot be contacted, then you can contact Laser. Customer Service with details of your defective Laser Product: Phone: (02) 9870 3340; or **Email:** [support@laserco.com.au](mailto:support@laserco.com.au) or online [www.laserco.net/support/warranty](http://www.laserco.net/support/warranty) (click on "Consumers (End Users)"). Our business address is at 1/6-8 Byfield Street, North Ryde, NSW 2113

**Step 3:** Laser will issue you with a Return Authorisation (RA) number within 48 hours. When requested, send us the defective Product and a copy of your receipt.  
Laser will cover the cost of the return delivery.

**Step 4:** Wait for us to contact you. Once we have received your defective Laser Product for inspection, we will inform you of our assessment of your claim within 7 days. When we contact you, we will firstly let you know


whether you have a valid claim under this Warranty, and if so, we will inform you whether your defective Laser Product will be replaced or repaired, together with the number of days you can expect to wait to receive your replaced or repaired Laser Product.

Our goods come with guarantees that cannot be excluded under the Australian Consumer Law. You are entitled to a replacement or refund for a major failure and compensation for any other reasonably foreseeable loss or damage. You are also entitled to have the goods repaired or replaced if the goods fail to be of acceptable quality and the failure does not amount to a major failure.



---

## Documents / Resources

	<a href="#">LASER SPK-BTPH19 Bluetooth Speaker</a> [pdf] User Manual SPK-BTPH19 Bluetooth Speaker, SPK-BTPH19, Bluetooth Speaker, Speaker
--	--

## References

- [🌐 Laser Product Warranty - Reliable & Trustworthy](#)
- [📄 Manual-Hub.com - Free PDF manuals!](#)
- [📖 User Manual](#)

### Manuals+. Privacy Policy

This website is an independent publication and is neither affiliated with nor endorsed by any of the trademark owners. The "Bluetooth®" word mark and logos are registered trademarks owned by Bluetooth SIG, Inc. The "Wi-Fi®" word mark and logos are registered trademarks owned by the Wi-Fi Alliance. Any use of these marks on this website does not imply any affiliation with or endorsement.