



# LASER PCO-AGAMEC-BK Wired PC Gaming Controller User Manual


[Home](#) » [Laser](#) » LASER PCO-AGAMEC-BK Wired PC Gaming Controller User Manual 

## Contents

- [1 LASER PCO-AGAMEC-BK Wired PC Gaming Controller](#)
- [2 WHAT'S IN THE BOX](#)
- [3 SPECIFICATIONS](#)
- [4 SETUP INSTRUCTIONS](#)
- [5 TROUBLESHOOTING](#)
- [6 Documents / Resources](#)
  - [6.1 References](#)
- [7 Related Posts](#)



**LASER PCO-AGAMEC-BK Wired PC Gaming Controller**



### **Thank you for your purchase!**

Laser Corporation is 100% Australian-owned & operated. To get the most out of your product please read the user manual carefully and keep for future use. For specific information relating to your product such as Spare Parts, FAQs, Warranty claims, and more, please scan the following QR code:



### **WHAT'S IN THE BOX**

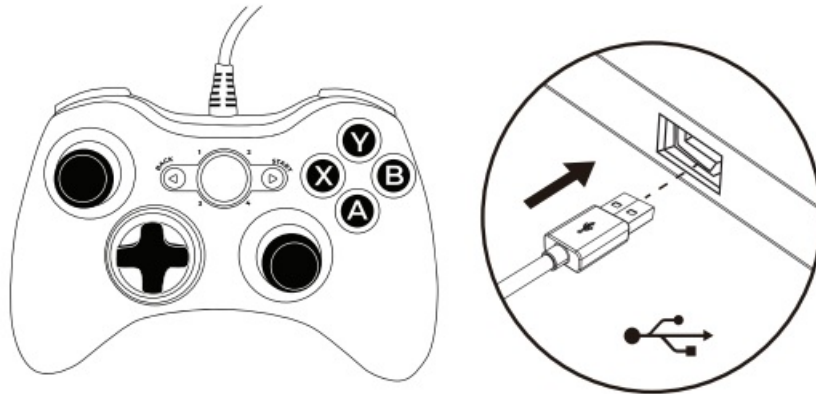
- Wired PC Gaming Controller
- User Manual

### **SPECIFICATIONS**

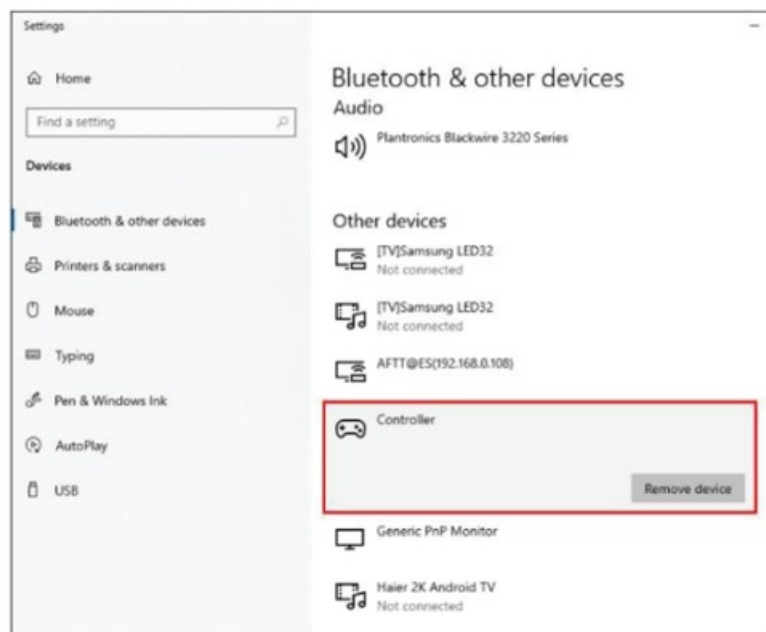
- **Supported OS Versions:** Windows XP, Vista, 7, 8, 10 & 11
- **Weight:** 340g
- **Dimensions:** 149 x 107 x 24mm
- **Charging:** DC5.0V 2A
- **Operating Voltage:** 3.6 – 4.2V

- **Operating Current:** 20 – 80mA
- **Vibrating Current:** 80 -140mA


## SETUP INSTRUCTIONS



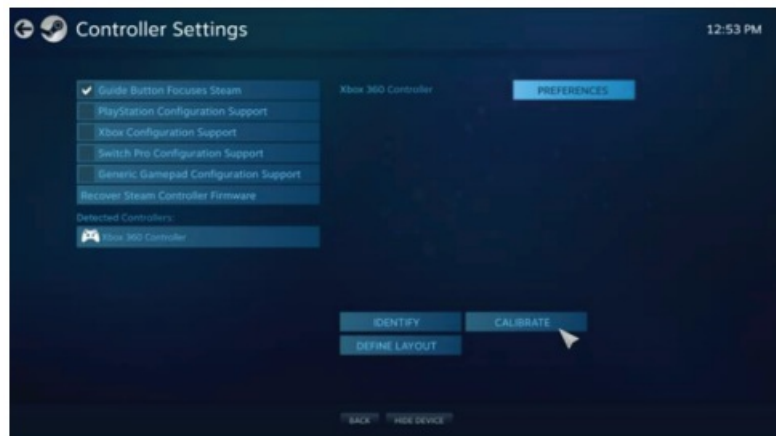
- Plug controller USB cable to a free USB port on a Windows based computer.
- The computer should detect the controller and automatically setup basic drivers for use.
- Once the drivers are finished installing you can check the controller has been setup in the “Bluetooth & Other Devices” tab under “Settings”.



- Next open a gaming application such as Steam, Epic Games Store, Xbox Game Pass etc.



- The controller does not need any calibration, but you can configure it using the individual App's Controller Settings option.



## TROUBLESHOOTING

### My PC cannot detect the controller.

- Go to Settings > Devices and check if your PC has installed the controller under “Other Devices”.
- Try another USB port on your PC.
- Try the controller on another PC.
- Check you are using one of the following Windows versions: XP, Vista, 7, 8, 10 & 11.

### Where can I download the drivers?

- This device is plug-and-play only. No drivers are required.


### Visit our website

[www.laserco.com.au](http://www.laserco.com.au)

### Check us out at

[www.youtube.com/lasercoau](http://www.youtube.com/lasercoau)

## Documents / Resources

 <p>Wired PC Gaming controller PCO-AGAMEC-BK</p>	<p><b><a href="#">LASER PCO-AGAMEC-BK Wired PC Gaming Controller</a></b> [pdf] User Manual  PCO-AGAMEC-BK Wired PC Gaming Controller, PCO-AGAMEC-BK, PCO-AGAMEC-BK Gaming Controller, Wired PC Gaming Controller, PC Gaming Controller, Wired Gaming Controller, Gaming Controller, Controller</p>
---	--

## References

- [Laser: The Ultimate Tech Hub for Home Entertainment, Audio, Smart Home & More](#)