


## **LASER KB-IPAD109-23 Wireless Keyboard Case for iPad User Manual**

[Home](#) » [Laser](#) » **LASER KB-IPAD109-23 Wireless Keyboard Case for iPad User Manual** 

**LASER KB-IPAD109-23 Wireless Keyboard Case for iPad**



## Contents

- 1 WHAT'S IN THE BOX
- 2 SPECIFICATIONS
- 3 COMPATIBILITY LIST
- 4 PRODUCT DIAGRAM
- 5 INDICATOR LIGHT
- 6 OPERATION INSTRUCTIONS
- 7 COMMON CONNECTING PROBLEMS AND SOLUTIONS
- 8 TROUBLESHOOTING
- 9 SAFETY TIPS
- 10 CUSTOMERS SUPPORT
- 11 Documents / Resources
  - 11.1 References
- 12 Related Posts

## WHAT'S IN THE BOX

- Wireless Keyboard
- USB A to USB C charging cable
- User manual

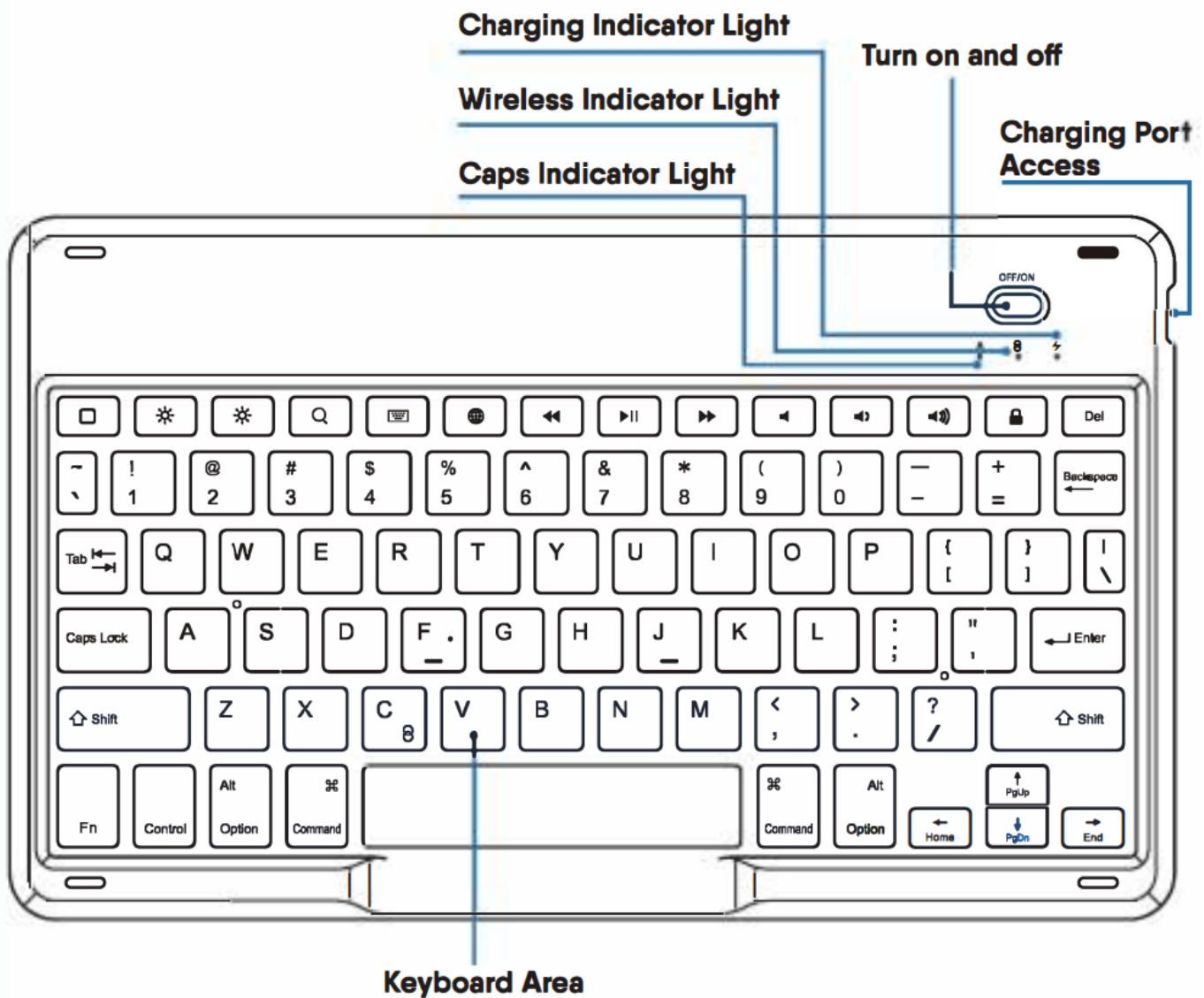
SPECIFICATIONS

Charging Port	USB-C
Charging Time	2-3 Hours
Awaken Time	≤2 Seconds
Working Temperature	0 °C~40°C
Battery Capacity	420mAh
Connect Distance	≤10m

COMPATIBILITY LIST

Device:	Apple iPad 10th 10.9inch (2022)
Models:	A2696/A2757/A2777

PRODUCT DIAGRAM



#### **Note:**

The blue printed functions on the keyboard can be activated while simultaneously pressing along with the “Fn” key

### **INDICATOR LIGHT**

#### **Caps Indicator Light:**

Light on means uppercase input, light off means lowercase input.

#### **Wireless Indicator Light:**

Press “Fn + C”. A slow blinking blue light will indicate the device is in bluetooth pairing mode. The light will turn off once connected.

#### **Charging Indicator Light:**

- Blinking – Low Battery (Red)
- Device is Charging (Red)
- Charging Complete (Green)

## OPERATION INSTRUCTIONS

- Slide the ON/OFF button to power on the keyboard, then press “Fn + C” simultaneously to put the keyboard into Bluetooth pairing mode.
- Search for and select **KB-IPAD109** on the device you are connecting to. If a password is requested, check the screen of the device then type the password into the keyboard and press the “ENTER” key. (Or pair without a password)
- The keyboard should now be paired and ready to use.

## COMMON CONNECTING PROBLEMS AND SOLUTIONS

- Make sure you have turned on the power and the battery is charged.
- Make sure the keyboard is within the effective working distance.
- Make sure the keyboard has paired with a device via Bluetooth.

### **Note:**

This keyboard will go to sleep if no buttons are pressed within 10 minutes. Press any button to wake up.

## TROUBLESHOOTING

### **Why doesn't the blue LED light activate when I turn the power switch on?**

Your keyboard has no battery power. Please charge the keyboard then try again.

### **Why is my device unable to find the keyboard in the Bluetooth search screen?**

Press the “FN + C” buttons on the keyboard simultaneously to put the keyboard into pairing mode. You should see the status LED blinking blue.

### **I can see the keyboard listed after searching, but it says, “connection failed”.**

Turn off the keyboard. Remove the keyboard from your paired devices, then try to re-pair.

### **When I attempt to pair the keyboard, my device asks for a passcode.**

This is a security feature of your device. Your device should generate a passcode which you can type into the keyboard, then press the “ENTER” key to finish pairing.

### **Why can't I type in other languages?**

The language input setting is on your device. You will need to change this setting on your device's keyboard language options.

## SAFETY TIPS


- Do not place heavy objects on the keyboard.

- Do not disassemble the product.
- Keep the product away from oils, chemicals, and organic liquids.
- Clean with a dry soft cloth.
- Keep away from sharp objects.

*Thank you  
for your purchase!*

Laser Corporation is 100% Australian owned & operated. To get the most out of your product please read the user manual carefully and keep for future use.

For specific information relating to your product such as Spare Parts, FAQs, Warranty claims, and more, please scan the following QR code:



**SCAN ME**

## CUSTOMERS SUPPORT

Visit our website [www.laserco.com.au](http://www.laserco.com.au)




Check us out at [www.youtube.com/lasercoau](http://www.youtube.com/lasercoau)

**You** **Tube**





## Documents / Resources

	<p><a href="#">LASER KB-IPAD109-23 Wireless Keyboard Case for iPad</a> [pdf] User Manual KB-IPAD109-23, A2696-A2757-A2777, KB-IPAD109-23 Wireless Keyboard Case for iPad, Wireless Keyboard Case for iPad, Keyboard Case for iPad, Case for iPad</p>
---	--

## References

- [LASER: The Ultimate Tech Hub for Home Entertainment, Audio, Smart Home & More](#)