



LASER AO-UNIKB10BK Universal 10 Inch Tablet Case with Bluetooth Keyboard User Manual

[Home](#) » [Laser](#) » LASER AO-UNIKB10BK Universal 10 Inch Tablet Case with Bluetooth Keyboard User Manual 

Contents

- [1 LASER AO-UNIKB10BK Universal 10 Inch Tablet Case with Bluetooth Keyboard](#)
- [2 SAFETY INSTRUCTIONS AND PRECAUTIONS](#)
- [3 WHAT'S IN THE BOX](#)
- [4 PRODUCT OVERVIEW](#)
- [5 PAIRING \(CONNECTING\) INSTRUCTIONS](#)
- [6 NOTE ON CAPS LOCK](#)
- [7 UNPAIR \(RESET OR DISCONNECT THE KEYBOARD\)](#)
- [8 SLEEP MODE \(STANDBY MODE\)](#)
- [9 FUNCTION KEY SYSTEM](#)
- [10 FUNCTION KEYS](#)
- [11 TROUBLESHOOTING](#)
- [12 WARRANTY](#)
- [13 Documents / Resources](#)
 - [13.1 References](#)
- [14 Related Posts](#)



LASER AO-UNIKB10BK Universal 10 Inch Tablet Case with Bluetooth Keyboard



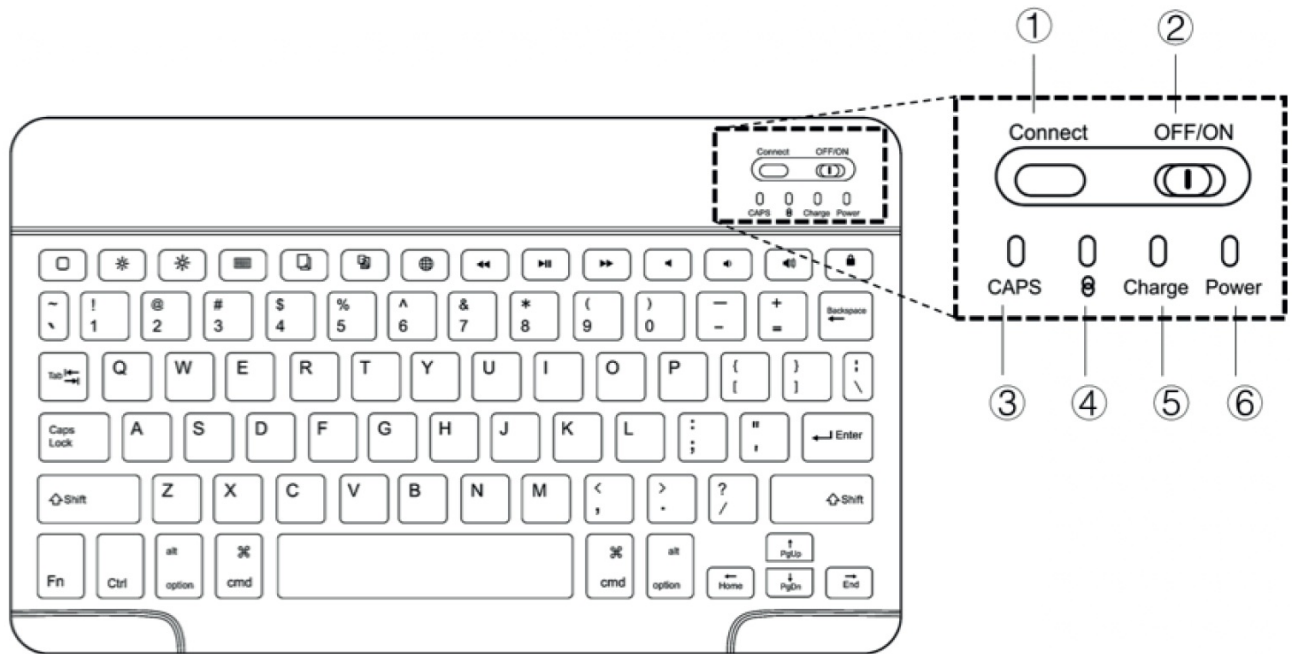
SAFETY INSTRUCTIONS AND PRECAUTIONS

- Read all instructions carefully before use
- Retain this manual for future reference
- Retain your receipt for proof of purchase
- Un-authorized attempts to dismantle or repair this product will void product warranty. There are no serviceable or reusable parts
- Damage to this product can be caused by liquid such as water or moisture, extreme heat, cold or humidity, excessively dusty or sandy environments

WHAT'S IN THE BOX

- 1 x Wireless Tablet Keyboard Case
- 1 x USB Charging Cable
- 1 x User Manual

PRODUCT OVERVIEW



1. Connect (pairing) Button

2. Power Switch

3. CAPS Lock Indicator

When lit – letters are typed in CAPITALS

4. Bluetooth Status Indicator

When this flashes blue the keyboard is connecting (pairing mode)

5. Charging Status Indicator

When this is solid red, the keyboard is charging.

It will turn off when the keyboard is charged.

6. Power Indicator

When lit, the keyboard is on

PAIRING (CONNECTING) INSTRUCTIONS

- Turn on the keyboard by sliding the Power Switch ② to ON
- Press the Connect Button ① to enter pairing mode. The Bluetooth Status Indicator ③ will flash in blue
- On your tablet, ensure that Bluetooth is on (Settings > Bluetooth > On)
- Look for **AO-UNIKB10BK** under Bluetooth and select it to connect
- Once the keyboard is paired, the Bluetooth Status Indicator will turn off

NOTE ON CAPS LOCK

In some cases you may need to change a setting on your tablet to enable the Caps Lock key to work normally, (switch between lowercase and uppercase) on your Tablet:

- Select Settings > General > Keyboard > Hardware Keyboard
- Turn off Caps Lock Language Switch

UNPAIR (RESET OR DISCONNECT THE KEYBOARD)

To unpair the keyboard, press the Connect Button ①

SLEEP MODE (STANDBY MODE)

- The keyboard will enter sleep mode automatically if it is not in use for 10 minutes
- Wake it up by pressing any key

NOTE: Standby time is up to 40 hours depending on usage type, age of the device and ambient conditions (temperature, humidity). We would suggest you turn off the keyboard for long periods (+2 days) of non use

SUITS
10" TABLETS
UP TO
255 x 165 x 12mm



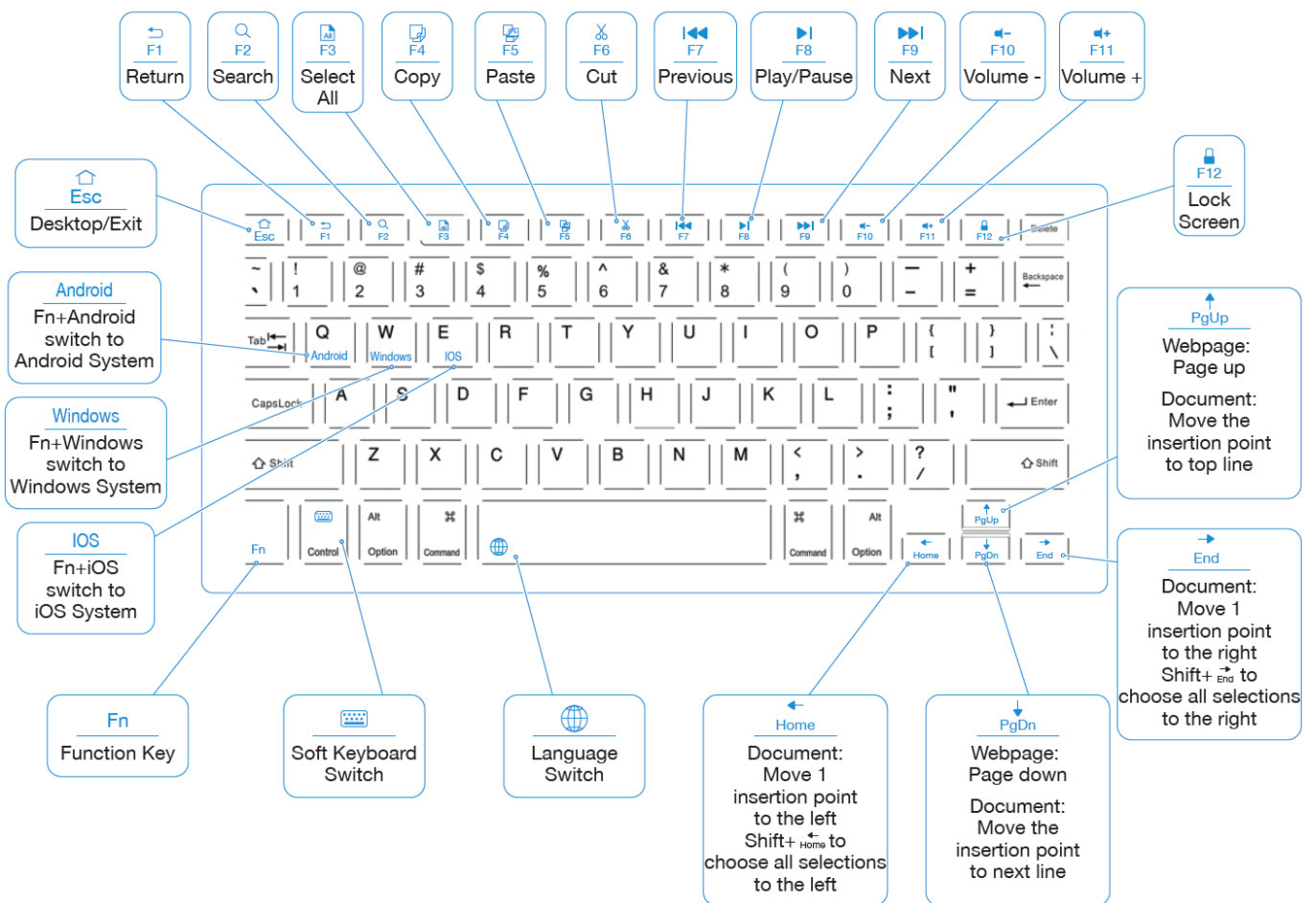
Perfectly fits
LASER Tablet
MID-1085

FUNCTION KEY SYSTEM

Press one of the below key combinations to shift between Android, Windows and iOS systems after connecting successfully with a corresponding device, otherwise some keyboard functions may not work properly.

- Press Fn and Q (Android)
- Press Fn and W (Windows)
- Press Fn and E (IOS)

FUNCTION KEYS



TROUBLESHOOTING

- Tablet cannot connect to the keyboard
 - Confirm the Tablet Bluetooth function is on
 - Make sure the keyboard is not connected to other devices
 - Check if the battery is low. Charge if required
- Keyboard cannot be charged
 - Make sure the cable is connected properly
 - Make sure the cable and adaptor are working


WARRANTY

Our goods come with guarantees that cannot be excluded under the Australian Consumer Law. You are entitled to a replacement or refund for a major failure and compensation for any other reasonably foreseeable loss or damage. You are also entitled to have the goods repaired or replaced if the goods fail to be of acceptable quality and the failure does not amount to a major failure.

www.laserco.com.au



Documents / Resources



Manual
Universal 10" Tablet Case with Bluetooth Keyboard
AO-UNIKB10BK

[LASER AO-UNIKB10BK Universal 10 Inch Tablet Case with Bluetooth Keyboard](#) [pdf] User Manual

AO-UNIKB10BK, Universal 10 Inch Tablet Case with Bluetooth Keyboard

References

- [!\[\]\(065aacad479feea1b3f501fa02b79a7a_img.jpg\) Laser: The Ultimate Tech Hub for Home Entertainment, Audio, Smart Home & More](#)

Manuals+,