



# LANCOM SYSTEMS LX-6400 WIFI Access Point User Guide

[Home](#) » [LANCOM SYSTEMS](#) » LANCOM SYSTEMS LX-6400 WIFI Access Point User Guide

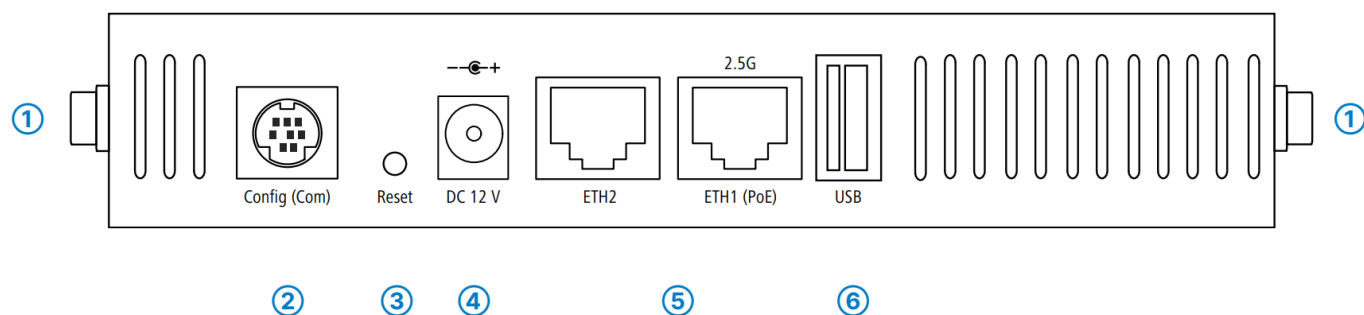
LANCOM SYSTEMS LX-6400 WIFI Access Point



## Contents [ [hide](#) ]

- [1 Mounting & connecting](#)
- [2 LED description & technical details](#)
- [3 Customer Support](#)
- [4 Documents / Resources](#)
  - [4.1 References](#)
- [5 Related Posts](#)

## Mounting & connecting



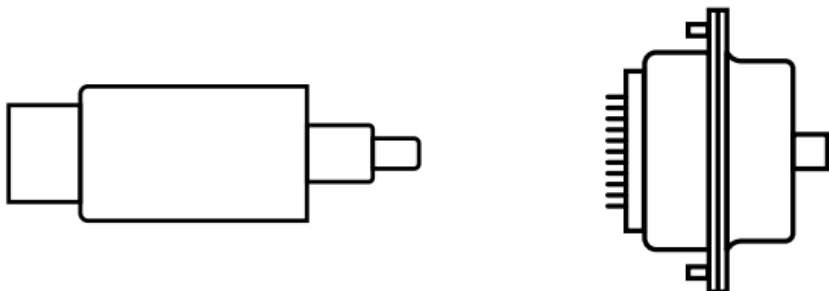
### ① Wi-Fi antenna connectors (only LX-6402)

Screw the supplied Wi-Fi antennas onto the dedicated connectors.



### ② Serial interface

You can optionally configure the device by connecting it to a PC with a configuration cable (separately available).



### ③ Reset button

Pressed up to 5 seconds: device restart

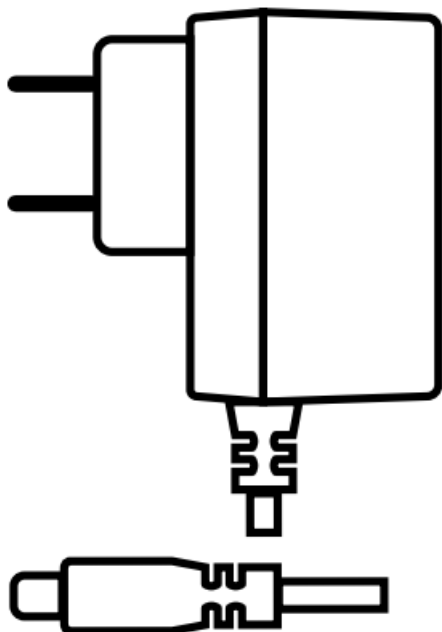
Pressed longer than 5 seconds: configuration reset and device restart

RESET



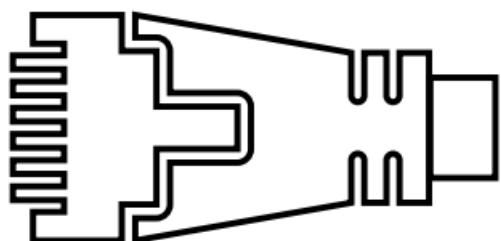
### ④ Power

After connecting the cable to the device, turn the connector 90° clockwise to prevent it from accidental unplugging. Use only the supplied power adapter.



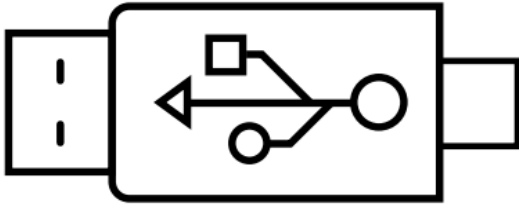
### ⑤ Ethernet interfaces

Use the cable with the Ethernet connectors to connect interface ETH1 (PoE) or ETH2 to your PC or a LAN switch.



### ⑥ USB interface

Connect compatible USB devices either directly to the USB interface, or use a suitable USB cable.



**Before initial startup, please make sure to take notice of the information regarding the intended use in the enclosed installation guide!**

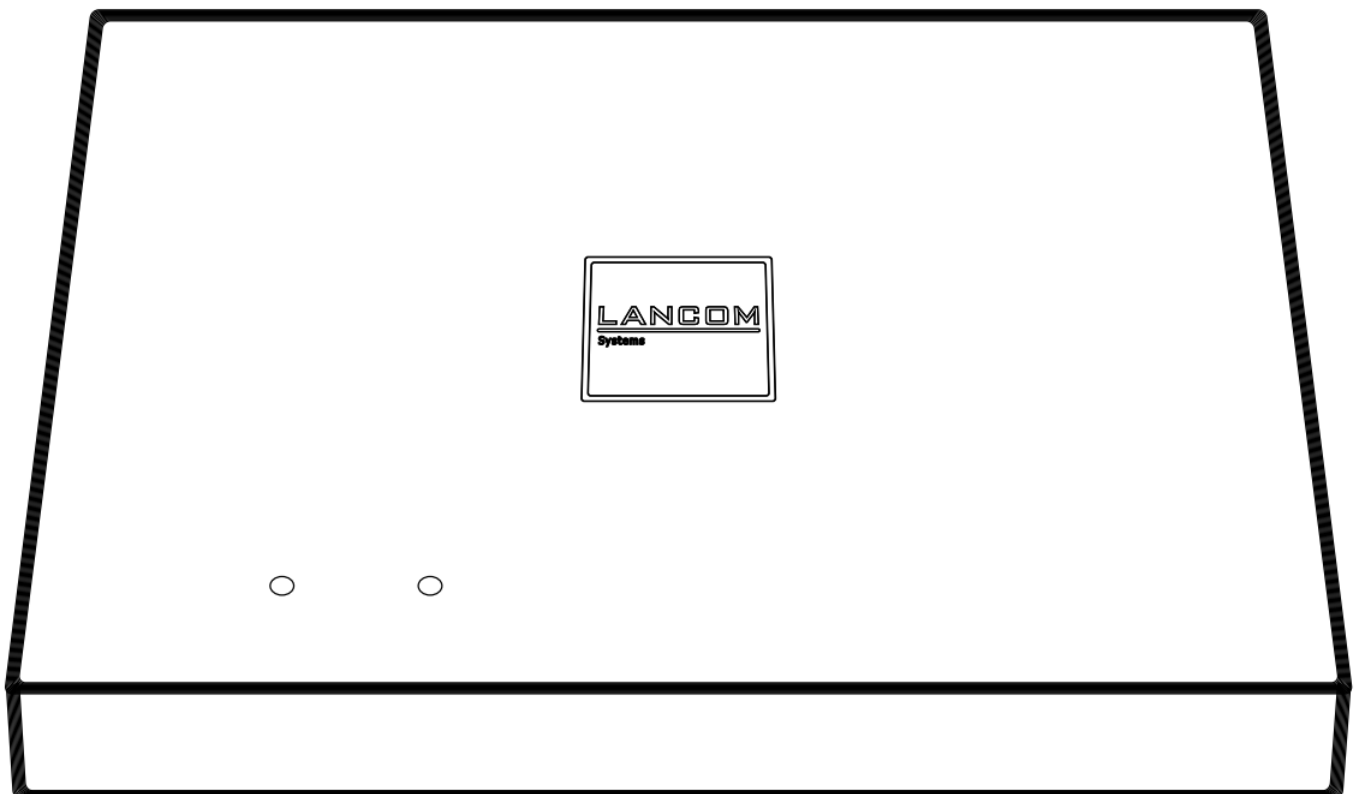
**Operate the device only with a professionally installed power supply at a nearby power socket that is freely accessible at all times**



**Please observe the following when setting up the device**

- The power plug of the device must be freely accessible.
- For devices to be operated on the desktop, please attach the adhesive rubber footpads.
- Do not rest any objects on top of the device.
- Keep all ventilation slots on the side of the device clear of obstruction.
- Lockable wall and ceiling mounting with the LANCOM Wall Mount (LN) (available as an accessory)
- Please note that support service for third-party accessories is excluded

**LED description & technical details**



①

②

① <b>Power</b>	
Off	Device switched off
Green, permanently*	Device operational, resp. device paired / claimed and LANCOM Management Cloud (LMC) accessible.
Blue / red, alternatingly blinking	DHCP error or DHCP server not accessible (only when configured as DHCP client)
1x green inverse blinking*	Connection to the LMC active, pairing OK, claiming error
2x green inverse blinking*	Pairing error, resp. LMC activation code / PSK not available.
3x green inverse blinking*	LMC not accessible, resp. communication error.
Purple, blinking	Firmware update
Purple, permanently	Device booting
Yellow / green, blinking alternating with WLAN Link LED	The access point searches for a WLAN controller

## ② WLAN Link

Off	No Wi-Fi network defined or Wi-Fi module deactivated. The Wi-Fi module is not transmitting beacons.
Green, permanently	At least one Wi-Fi network defined and Wi-Fi module activated. The Wi-Fi module is transmitting beacons.
Green, inverse flashing	Number of flashes = number of connected Wi-Fi stations
Green, blinking	DFS scanning or other scan procedure
Red, blinking	Wi-Fi module hardware error
Yellow / green, blinking alternating with power LED	The access point searches for a WLAN controller

## Hardware

Power supply	12 V DC, external power adapter (110 V or 230 V) with bayonet connector to secure against disconnection, or PoE based on 802.3at via a ETH1
Power consumption	Max. 22 W via 12 V / 2.5 A power adapter (value refers to the total power consumption of access point and power adapter), Max. 24 W via PoE (value solely refers to the power consumption of the access point)
Environment	Temperature range 0–40 °C Access point overheating is avoided by automatic throttling of the Wi-Fi modules. Humidity 0-95 %; non-condensing

Housing	Robust synthetic housing, rear connectors, ready for wall and ceiling mounting; measures 205 x 42 x 205mm (W x H x D)
Number of fans	None; fanless design, no rotating parts, high MTBF
<b>Wi-Fi</b>	
Frequency band	2,400-2,483.5 MHz (ISM) or 5,150–5,350 MHz, 5,470-5,725 MHz (restrictions vary between countries)
Radio channels 2.4 GHz	Up to 13 channels, max. 3 non-overlapping (2.4 GHz band)
Radio channels 5 GHz	Up to 19 non-overlapping channels (automatic dynamic channel selection required)
<b>Interfaces</b>	
ETH1 (PoE)	10 / 100 / 1000 / 2.5G Base-T; PoE adapter compliant to IEEE 802.3at required
ETH2	10 / 100 / 1000 Base-T
Serial interface	Serial configuration interface / COM-port (8-pin mini-DIN): 115,000 baud
<b>Package content</b>	
Antennas (only LX-6402)	Four dipole dual-band antennas, maximum gain: 2,3 dBi in the 2.4 GHz band, 5 dBi in the 5 GHz band
Cable	Ethernet cable, 3 m
Power adapter	External power adapter, 12 V / 2.5 A DC/S, barrel connector 2.1 / 5.5 mm bayonet, LANCOM item no. 111760 (EU, 230 V) (not for WW devices)

## Customer Support


\*) The additional power LED statuses are displayed in 5-seconds rotation if the device is configured to be managed by the LANCOM Management Cloud.

This product contains separate open-source software components which are subject to their own licenses, in particular the General Public License (GPL). The license information for the device firmware (LCOS) is available on the device's WEBconfig interface under "Extras > License information". If the respective license demands, the source files for the corresponding software components will be made available on a download server upon request.

Hereby, LANCOM Systems GmbH | Adenauerstrasse 20/B2 | D-52146 Wuerselen, declares that this device is in compliance with Directives 2014/30/EU, 2014/53/EU, 2014/35/EU, 2011/65/EU, and Regulation (EC) No. 1907/2006. The full text of the EU Declaration of Conformity is available at the following Internet address:  
[www.lancomsystems.com/doc](http://www.lancomsystems.com/doc)



## Documents / Resources

	<a href="#">LANCOM SYSTEMS LX-6400 WIFI Access Point</a> [pdf] User Guide LX-6400 WIFI Access Point, LX-6400, WIFI Access Point, Access Point
---	--

## References

- [L DoC - LANCOM Systems GmbH](#)