




Lafayette 58024E Automatic Mirror Tracer Instruction Manual

[Home](#) » [LAFAYETTE](#) » Lafayette 58024E Automatic Mirror Tracer Instruction Manual 

Lafayette 58024E Automatic Mirror Tracer Instruction Manual

Automatic Mirror Tracer

Instruction Manual



3700 Sagamore Pkwy N
Lafayette, IN 47904 USA


Tel: [765-423-1505](tel:765-423-1505)
info@lafayetteinstrument.com
www.lafayetteinstrument.com

Apparatus

- Lafayette Mirror Tracer, Model 31010
- Mirror Tracing Stars, Model 31110
- Economy Clock/Counter, Model 54060A

Description

The Automatic Mirror Tracer (Model 58024E) consists of an aluminum plate with a non-conducting black star pattern anodized into the surface. When this plate and the metallic-tracing stylus are both connected to the Economy Clock/Counter (Model 54060A), the subject's errors are automatically tallied as well as the total amount of time that the subject's stylus is outside the star pattern.




Specifications

- Voltage: AA Battery (1.5V Rechargeable NiMH AA Included)

Set Up Instructions

1. Connect the Black stripped and tinned wire on the aluminum plate to one of the Ground inputs* (labeled GND) on the 54060A.
2. Connect the stylus to the run input on the 54060A.
3. The clock/counter may be reset to zero with the reset button located under the display window.



* Note: Depress white push button with a screwdriver as shown at right to insert or release wires.

Buttons

Menu Button: Pressing the Menu button while no test is running will cycle through the following options. Press either the Reset button or Pause button to select the first or second option respectively. Each time the device is powered on, the bolded option is set by default.

- RUN: **NO NC**
- START: **NO NC**
- STOP: **NO NC**
- RESET: **NO NC**
- TONE: **OFF ON**
- START: **SNGL REP**

Reset Button: Pressing the Reset button is identical to activating the Reset input. The Reset input is invalid if the timer is running or if the device is paused.

Pause Button: Pressing the Pause button toggles the Pause state. During the Pause state, no inputs can be activated and the only button that works is the Pause button to toggle out of the Pause state.

Inputs

Run: If the Run input is the initial input received, the unit will start timing for the duration of the input. Each activation of the input will add to the count and continue the clock. The Start and Stop inputs will be ignored until a Reset command is received.

Start: If a Start input is the initial input received, the unit will start timing until a Stop input is received. During the timing or after it has stopped, the Run input will add an additional count.

Stop: The Stop input is used to stop the timer if Start was used as the initial input.

NO (Normally Open): The input is activated when it is connected to ground.

NC (Normally Closed): The input is activated when it is disconnected from ground.

TONE: If ON, whenever the Run input is activated, a tone will sound for the duration of the activation.

Start Options

SNGL: If Start is set to Single Mode (SNGL), then the Start and Stop inputs may only be used once before the Reset command is received.

REP: If Start is set to Repeat Mode (REP), then the Start and Stop inputs may be used multiple times before the Reset command is received. Each subsequent Start will continue the timer where it left off.

Terms and Conditions

Worldwide Headquarters

Lafayette Instrument Company
3700 Sagamore Parkway North Lafayette, IN 47904, USA

Tel: [765-423-1505](tel:765-423-1505)

Fax: [765-423-4111](tel:765-423-4111)

sales@lafayetteinstrument.com

European Office

Tel: +44 1509 817700

Fax: +44 1509 817701

eusales@lafayetteinstrument.com

Placing an Order

All orders need to be accompanied by a copy of your purchase order. All orders must include the following information:

- Quantity
- Part Number
- Description
- Purchase order number or method of pre-payment
- Tax status (include tax-exempt numbers)
- Shipping address for this order
- Billing address for the invoice we'll mail when this order is shipped
- Telephone number
- Email address
- Signature and typed name of person authorized to order these products

Exchanges and Refunds

No item may be returned without prior authorization from Lafayette Instrument Company and a Return Materials Authorization (RMA#) number which must be affixed to the shipping label of the returned goods. The merchandise should be packed well and insured for the full value. Unopened merchandise may be returned prepaid within thirty (30) days after receipt of the item and in the original shipping carton. Collect shipments will not be accepted. Product must be returned in saleable condition, and credit is subject to inspection of the merchandise.

Repairs

Instrumentation may not be returned without first receiving a Return Materials Authorization Number (RMA). When returning instrumentation for service, please contact Lafayette Instrument to receive an RMA number. Your RMA number will be good for 30 days. Address the shipment to:

Lafayette Instrument Company
RMA# XXXX

3700 Sagamore Parkway North Lafayette, IN 47904, USA.

Shipments cannot be received at the PO Box. All items should be packed well and insured for full value. An estimate of repair will be given prior to completion. We must receive a copy of your purchase order via email before non-warranty repair work can commence.

Damaged Goods

Damaged instrumentation should not be returned to Lafayette Instrument prior to a thorough inspection. If a shipment arrives damaged, note damage on delivery bill and have the driver sign it to acknowledge the damage. Contact the delivery service, and they will file an insurance claim. If damage is not detected at the time of delivery, contact the carrier/shipper and request an inspection within 10 days of the original delivery. Please contact the Lafayette Instrument Customer Service Department for repair or replacement of the damaged merchandise.

Limited Warranty

Lafayette Instrument Company warrants equipment to be free of defects in material and workmanship for a period of one year from the date of shipment, except as provided hereinafter. This assumes normal usage under commonly accepted operating parameters and excludes consumable products.

Warranty period for repairs or used instrumentation purchased from Lafayette Instrument is 90 days. Lafayette Instrument Company agrees either to repair or replace, at its sole option and free of part charges to the customer, instrumentation which, under proper and normal conditions of use, proves to be defective within the warranty period. Warranty for any parts of such repaired or replaced instrumentation shall be covered under the same limited warranty and shall have a warranty period of 90 days from the date of shipment or the remainder of the original warranty period whichever is greater. This warranty and remedy are given expressly and in lieu of all other warranties, expressed or implied, of merchantability or fitness for a particular purpose and constitutes the only warranty made by Lafayette Instrument Company.

Lafayette Instrument Company neither assumes nor authorizes any person to assume for it any other liability in connection with the sale, installation, service or use of its instrumentation. Lafayette Instrument Company shall have no liability whatsoever for special, consequential, or punitive damages of any kind from any cause arising out of the sale, installation, service or use of its instrumentation.

All products manufactured by Lafayette Instrument Company are tested and inspected prior to shipment. Upon prompt notification by the Customer, Lafayette Instrument Company will correct any defect in warranted equipment of its manufacture either, at its option, by return of the item to the factory, or shipment of a repaired or replacement part. Lafayette Instrument Company will not be obliged, however, to replace or repair any piece of equipment, which has been abused, improperly installed, altered, damaged, or repaired by others. Defects in equipment do not include decomposition, wear, or damage by chemical action or corrosion, or damage incurred during shipment.

Limited Obligations Covered by this Warranty

1. Shipping charges under warranty are covered only in one direction. The customer is responsible for shipping charges to the factory if return of the part is required.
2. This warranty does not cover damage to components due to improper installation by the customer.
3. Consumable and or expendable items, including but not limited to electrodes, lights, batteries, fuses, O-rings, gaskets, and tubing, are excluded from warranty.
4. Failure by the customer to perform normal and reasonable maintenance on instruments will void warranty claims.
5. If the original invoice for the instrument is issued to a company that is not the company of the end user, and not an authorized Lafayette Instrument Company distributor, then all requests for warranty must be processed through the company that sold the product to the end user, and not directly to Lafayette Instrument Company.



sales@lafayetteinstrument.com

www.lafayetteinstrument.com

Phone: [765-423-1505](tel:765-423-1505)


Contents

[1 Documents /](#)

[Resources](#)

[1.1 References](#)

Documents / Resources

 The image shows the front cover of the instruction manual for the Lafayette 58024E Automatic Mirror Tracer. The cover is white with a black and red illustration of the device. Text on the cover includes 'MAN58024E', 'Model 58024E', 'Automatic Mirror Tracer', 'Instruction Manual', and the Lafayette Instrument logo.	<p>Lafayette 58024E Automatic Mirror Tracer [pdf] Instruction Manual</p> <p>54060A, 58024E Automatic Mirror Tracer, 58024E, Automatic Mirror Tracer, Mirror Tracer, Tracer</p>
---	--

References

- [User Manual](#)

[Manuals+](#), [Privacy Policy](#)

This website is an independent publication and is neither affiliated with nor endorsed by any of the trademark owners. The "Bluetooth®" word mark and logos are registered trademarks owned by Bluetooth SIG, Inc. The "Wi-Fi®" word mark and logos are registered trademarks owned by the Wi-Fi Alliance. Any use of these marks on this website does not imply any affiliation with or endorsement.