



Lafayette Instruments 01296 Abdominal Caliper User Manual

[Home](#) » [Lafayette Instruments](#) » Lafayette Instruments 01296 Abdominal Caliper User Manual 

Contents

- [1 Lafayette Instruments 01296 Abdominal Caliper](#)
- [2 INTRODUCTION](#)
- [3 Usage](#)
- [4 Leveling](#)
- [5 Cleaning Instructions](#)
- [6 Symbol Glossary](#)
- [7 Terms and Conditions](#)
- [8 Limited Warranty](#)
- [9 Export License](#)
- [10 Documents / Resources](#)
 - [10.1 References](#)
- [11 Related Posts](#)



Lafayette Instruments 01296 Abdominal Caliper



INTRODUCTION

The Lafayette Abdominal Caliper aids the measurement of sagittal abdominal diameter. Studies have shown that the measurement of sagittal abdominal diameter to be more useful than traditional waist circumference measurements. Sagittal abdominal diameter is highly correlated with the volume of visceral fat and a strong predictor of cardiovascular disease.

Measurement Range

Range: 65 – 500 mm

Usage

The subject is asked to lie down on an exam table or hospital bed in a supine position. The base of the caliper is placed under the subject's back and the measurement arm is placed on top of the subject's abdomen giving a direct reading of the distance between the two points.


Note: The Caliper must be read from the top of the measurement arm where the red line is drawn.



Leveling

The Abdominal Caliper has a built-in level. If you desire to use the level, the bubble must be perpendicular to the measurement arm. The bulb can be removed by carefully sliding upward. Turn the bulb and slide it back onto the measurement bulb as shown at left.

Note: We recommend storing the bulb in a position flat against the caliper.




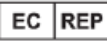




















Cleaning Instructions

Soap and water is recommended for cleaning this product. Cleaning should be done with moist, clean cloths and then wiped to dry. Do not submerge or soak the product with water. Isopropyl alcohol wipes may be used as an alternative. Do not use bleach on this product.

Disclaimer: The cleaning instructions for Lafayette Instrument products are a recommendation of compatible cleaning materials only. Product end users are responsible for instituting an appropriate cleaning regimen utilizing best practices and techniques. Lafayette Instrument assumes no responsibility for the cleanliness or sanitation of the products after initial use nor makes any claim that the use of the recommended cleaning materials mitigates all risk of potential cross infection.

Symbol Glossary

The following glossary describes the symbols included on the device label. Some symbols may not apply to this device.

 Manufacturer Indicates the medical device manufacturer ISO 15223-1:2016 Ref. 5.1.1	 Authorized Representative Indicates authorized representative in the EU ISO 15223-1:2016 Ref. 5.1.2
 Date of Manufacture Indicates date when device was manufactured ISO 15223-1:2016 Ref. 5.1.3	 Use by Date Indicates date after which the device is not to be used ISO 15223-1:2016 Ref. 5.1.4
 Batch Code Identifies the manufacturer's lot or batch code ISO 15223-1:2016 Ref. 5.1.5	 Catalog Number Indicates the manufacturer's part number ISO 15223-1:2016 Ref. 5.1.6
 Serial Number Identifies the manufacturer's serial number ISO 15223-1:2016 Ref. 5.1.7	 Sterile Indicates that a device has been subject to sterilization ISO 15223-1:2016 Ref. 5.2.1
 Do not use if package is damaged Indicates device should not be used if opened ISO 15223-1:2016 Ref. 5.2.8	 Non-Sterile Indicates a device has not been subject to sterilization ISO 15223-1:2016 Ref. 5.2.7
 Fragile, handle with care Indicates device that needs careful handling ISO 15223-1:2016 Ref. 5.3.1	 Keep away from sunlight Indicates a device needs protection from sunlight ISO 15223-1:2016 Ref. 5.3.2
 Temperature limit Indicates upper and lower temperature limits ISO 15223-1:2016 Ref. 5.3.7	 Keep dry Indicates device should be protected from moisture ISO 15223-1:2016 Ref. 5.3.4
 Do not reuse Indicates a single use device ISO 15223-1:2016 Ref. 5.4.2	 Consult Instructions for use Prompts the user to consult the user manual ISO 15223-1:2016 Ref. 5.4.3
 Contains latex Indicates the presence of natural rubber latex ISO 15223-1:2016 Ref. 5.4.5	 Caution Indicates the need to review cautionary information ISO 15223-1:2016 Ref. 5.4.4
 Humidity Limitation Indicates the upper and lower limits of humidity ISO 15223-1:2016 Ref. 5.3.8	 CE Mark Product is certified for sale in the EU Regulation (EC) No. 765/2008 Annex II
 Made in the USA Device was manufactured in the USA No Standard Applicable	 Medical Device Enclosed equipment is classified as a medical device No Standard Applicable

Terms and Conditions

LIC Worldwide Headquarters

Toll-Free: (800) 428-7545 (USA only)

Phone: (765) 423-1505

Fax: (765) 423-4111

Email: sales@lafayetteinstrument.com

export@lafayetteinstrument.com (Outside the USA)

Mailing Address:

Lafayette Instrument Company
PO Box 5729
Lafayette, IN 47903, USA

Lafayette Instrument Europe:

Phone: +44 1509 817700

Fax: +44 1509 817701

Email: eusales@lafayetteinstrument.com

Phone, Fax, Email or Mail-in Orders

All orders need to be accompanied by a hard copy of your purchase order. All orders must include the following information:

- Quantity
- Part Number
- Description
- Your purchase order number or method of pre-payment
- Your tax status (include tax-exempt numbers)
- Shipping address for this order
- Billing address for the invoice we'll mail when this order is shipped
- Signature and typed name of person authorized to order these products
- Your telephone number
- Your email address
- Your FAX number

Domestic Terms

There is a \$50 minimum order. Open accounts can be extended to most recognized businesses. Net amount due 30 days from the date of shipment unless otherwise specified by us. Enclose payment with the order; charge with VISA, MasterCard, American Express, or pay COD. We must have a hard copy of your purchase order by mail, E-mail or fax. Students, individuals and private companies may call for a credit application.

International Payment Information

There is a \$50 minimum order. Payment must be made in advance by: draft drawn on a major US bank; wire transfers to our account; charge with VISA, MasterCard, American Express, or confirmed irrevocable letter of credit. Proforma invoices will be provided upon request.

Exports

If ordering instrumentation for use outside the USA, please specify the country of ultimate destination, as well as the power requirements (110V/60Hz or 220V/50Hz). Some model numbers for 220V/50Hz will have a "C" suffix.

Quotations

Quotations are supplied upon request. Written quotations will include the price of goods, cost of shipping and handling, if requested, and estimated delivery time frame. Quotations are good for 30 days, unless otherwise noted. Following that time, prices are subject to change and will be re-quoted at your request.

Cancellations

Orders for custom products, custom assemblies or instruments built to customer specifications will be subject to a cancellation penalty of 100%. Payment for up to 100% of the invoice value of custom products may be required in

advance. Cancellation for a standard Lafayette Instrument manufactured product once the product has been shipped will normally be assessed a charge of 25% of the invoice value, plus shipping charges. Resell items, like custom products, will be subject to a cancellation penalty of 100%.

Exchanges and Refunds

Please see the cancellation penalty as described above. No item may be returned without prior authorization of Lafayette Instrument Company and a completed Return Form. A copy of the Return Form or your assigned Return # (you will receive this via email after submitting the form) must be included with the returned goods. The merchandise should be packed well and fully insured. Unopened merchandise may be returned prepaid within thirty (30) days after receipt of the item and in the original shipping carton. Collect shipments will not be accepted. Returned products must be in saleable condition, and credit is subject to inspection of the merchandise.

Repairs

Instrumentation may not be returned without prior authorization by Lafayette Instrument Company and a completed Return Form. When you complete the Form, or call Lafayette Instrument, you will receive a Return #. Your Return # number will be good for 30 days. Address the shipment to:
Lafayette Instrument Company 3700 Sagamore Parkway North Lafayette, IN 47904, USA.

Shipments cannot be received at the LIC PO Box. Items should be packed well, insured for full value, and returned along with a copy of the Return Form or the Return #. An estimate of repair will be given prior to completion ONLY if requested in an enclosed cover letter. We must have a completed purchase order by mail or fax, or repair work cannot commence for non-warranty repairs.

Damaged Goods

Damaged instrumentation should not be returned to Lafayette Instrument prior to a thorough inspection. If a shipment arrives damaged, note damage on delivery bill and have the driver sign it to acknowledge the damage. Contact the delivery service, and they will file an insurance claim. If damage is not detected at the time of delivery, contact the carrier/shipper and request an inspection within 10 days of the original delivery. Please call the Lafayette Instrument Customer Service Department for repair or replacement of the damaged merchandise.

Limited Warranty

Lafayette Instrument Company warrants equipment manufactured by the company to be free of defects in material and workmanship for a period of one year from the date of shipment, except as provided hereinafter. The original manufacturer's warranty will be honored by Lafayette Instrument for items not manufactured by Lafayette Instrument Company, i.e. resell items. This assumes normal usage under commonly accepted operating parameters and excludes consumable products.

Warranty period for repairs or used instrumentation purchased from Lafayette Instrument is 90 days. Lafayette Instrument Company agrees either to repair or replace, at its sole option and free of part charges to the customer, instrumentation which, under proper and normal conditions of use, proves to be defective within the warranty period. Warranty for any parts of such repaired or replaced instrumentation shall be covered under the same limited warranty and shall have a warranty period of 90 days from the date of shipment or the remainder of the original warranty period whichever is greater. This warranty and remedy are given expressly and in lieu of all other warranties, expressed or implied, of merchantability or fitness for a particular purpose and constitutes the only warranty made by Lafayette Instrument Company.

Lafayette Instrument Company neither assumes nor authorizes any person to assume for it any other liability in connection with the sale, installation, service or use of its instrumentation. Lafayette Instrument Company shall have no liability whatsoever for special, consequential, or punitive damages of any kind from any cause arising out of the sale, installation, service or use of its instrumentation. All products manufactured by Lafayette Instrument Company are tested and inspected prior to shipment. Upon prompt notification by the Customer, Lafayette Instrument Company will correct any defect in warranted equipment of its manufacture either, at its option, by return of the item to the factory, or shipment of a repaired or replacement part. Lafayette Instrument Company will not be obliged, however, to replace or repair any piece of equipment, which has been abused, improperly installed, altered, damaged, or repaired by others. Defects in equipment do not include decomposition, wear, or damage by chemical action or corrosion, or damage incurred during shipment.

Limited Obligations Covered by this Warranty

1. In the case of instruments not of Lafayette Instrument Company manufacture, the original manufacturer's warranty applies.
2. Shipping charges under warranty are covered only in one direction. The customer is responsible for shipping charges to the factory if return of the part is required.
3. This warranty does not cover damage to components due to improper installation by the customer.
4. Consumable and or expendable items, including but not limited to electrodes, lights, batteries, fuses, O-rings, gaskets, and tubing, are excluded from warranty.
5. Failure by the customer to perform normal and reasonable maintenance on instruments will void warranty claims.
6. If the original invoice for the instrument is issued to a company that is not the company of the end user, and not an authorized Lafayette Instrument Company distributor, then all requests for warranty must be processed through the company that sold the product to the end user, and not directly to Lafayette Instrument Company.

Export License

The U.S. Department of Commerce requires an export license for any polygraph system shipment with an ULTIMATE destination other than: Australia, Japan, New Zealand or any NATO Member Countries. It is against U.S. law to ship a Polygraph system to any other country without an export license. If the ultimate destination is not one of the above listed countries, contact us for the required license application forms.

3700 Sagamore Parkway North Lafayette, IN 47904 .

Phone: (765) 423-1505

www.lafayetteinstrument.com

sales@lafayetteinstrument.com

3700 Sagamore Parkway North


Lafayette, IN 47904

Tel: (765) 423-1505

sales@lafayetteinstrument.com

www.lafayetteinstrument.com

Documents / Resources

	<p>Lafayette Instruments 01296 Abdominal Caliper [pdf] User Manual 01296 Abdominal Caliper, 01296, Abdominal Caliper, Caliper</p>
---	---

References

- [Welcome | Lafayette Instrument Company](#)