

LABELMATE Epson C60 Rewinder Alignment Plate



# LABELMATE Epson C60 Rewinder Alignment Plate Instruction Manual

[Home](#) » [LABELMATE](#) » LABELMATE Epson C60 Rewinder Alignment Plate Instruction Manual 

## Contents

- [1 LABELMATE Epson C60 Rewinder Alignment Plate](#)
- [2 Specifications](#)
- [3 Arrange Alignment Plates](#)
- [4 Documents / Resources](#)
  - [4.1 References](#)
- [5 Related Posts](#)



LABELMATE Epson C60 Rewinder Alignment Plate



## Specifications

- Alignment Plates: Used to position the printer accurately.
- Printer: Device to be placed between the Alignment Plates.
- Winders: Devices that assist in aligning the printer.
- Measurement: 12.5 mark on the Alignment Plates for positioning.

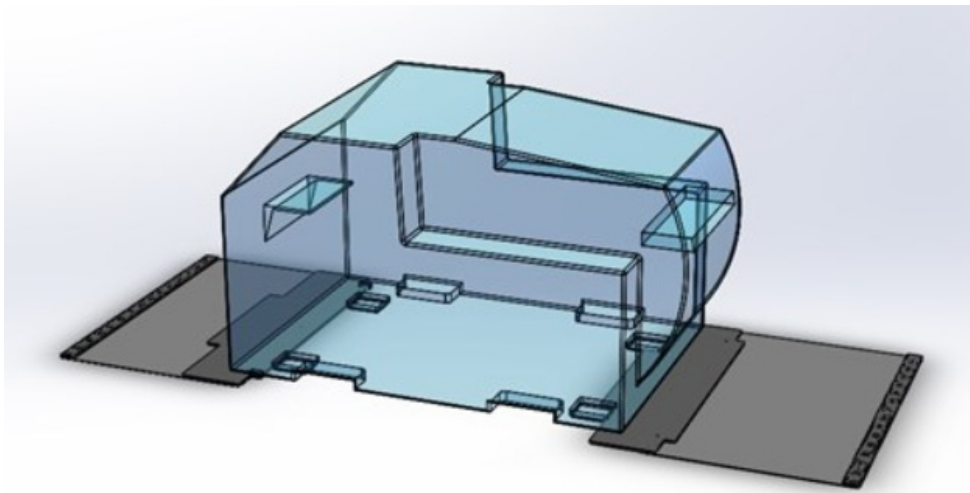
## Arrange Alignment Plates

1. Position the Alignment Plates adjacent to each other with the shaped sides facing inward.

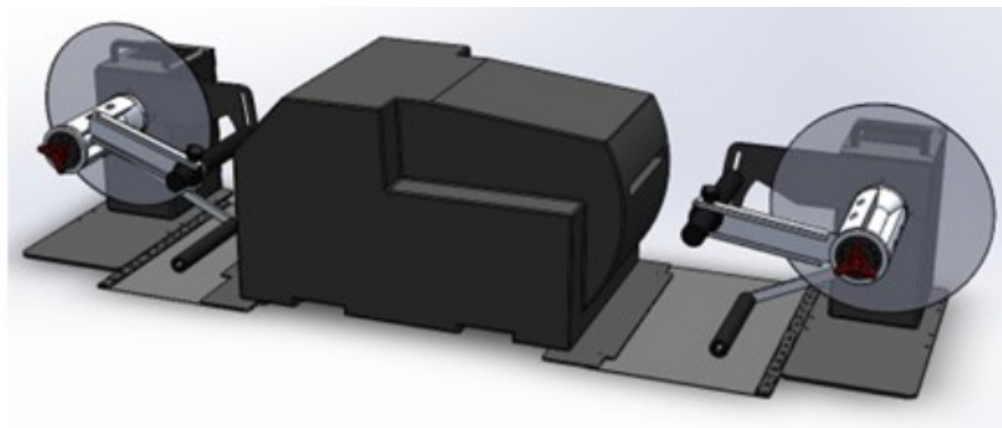


## Position Printer

2. Set the printer between the Alignment Plates, aligning its feet with the notches in the Plates.

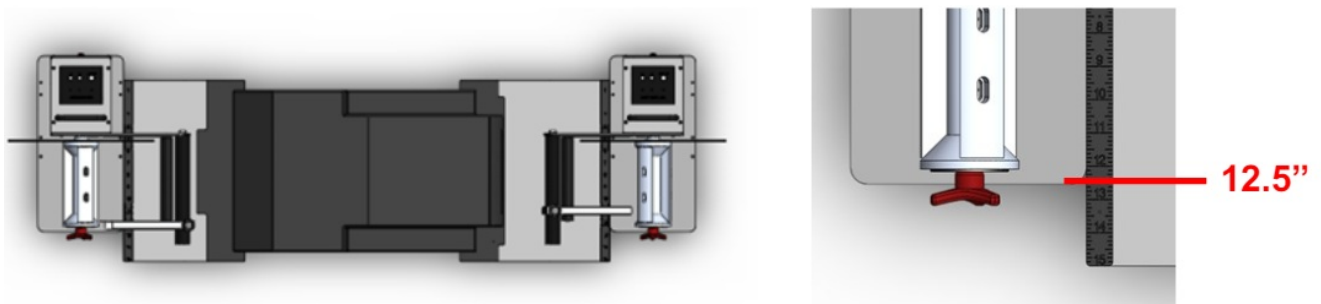


- Slide the Alignment Plates inward beneath the printer until they press against the printer's feet.



### Position Winders

- Place the Winders firmly in position next to the outer bars of the Alignment Plates.



- Align the Winders with the printer by sliding them forward/backward as necessary until the front base of the Winders is positioned at the 12.5" mark of the Alignment Plates.

## Documents / Resources



[LABELMATE Epson C60 Rewinder Alignment Plate](#) [pdf] Instruction Manual  
 Epson C60 Rewinder Alignment Plate, Rewinder Alignment Plate, Alignment Plate, Plate

## References

- [User Manual](#)

[Manuals+](#), [Privacy Policy](#)

This website is an independent publication and is neither affiliated with nor endorsed by any of the trademark owners. The "Bluetooth®" word mark and logos are registered trademarks owned by Bluetooth SIG, Inc. The "Wi-Fi®" word mark and logos are registered trademarks owned by the Wi-Fi Alliance. Any use of these marks on this website does not imply any affiliation with or endorsement.