



Kwang Yang S300068900T SMART KEY Remote Host User Manual

[Home](#) » [Kwang Yang](#) » Kwang Yang S300068900T SMART KEY Remote Host User Manual 

Contents

- [1 Kwang Yang S300068900T SMART KEY Remote Host](#)
- [2 FCC Statement](#)
- [3 Specifications](#)
- [4 Documents / Resources](#)
- [5 Related Posts](#)



Kwang Yang S300068900T SMART KEY Remote Host



FCC Statement

This device complies with part 15 of the FCC Rules. Operation is subject to the following two conditions:

1. This device may not cause harmful interference, and
2. this device must accept any interference received, including interference that may cause undesired operation.

NOTE: This equipment has been tested and found to comply with the limits for a Class B digital device, pursuant to part 15 of the FCC Rules. These limits are designed to provide reasonable protection against harmful interference in a residential installation.

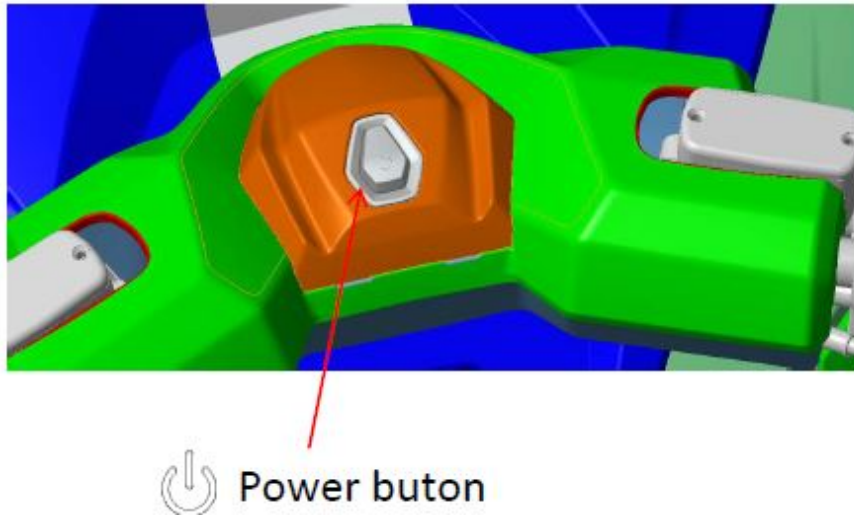
This equipment generates, uses and can radiate radio frequency energy and, if not installed and used in accordance with the instructions, may cause harmful interference to radio communications. However, there is no guarantee that interference will not occur in a particular installation.

If this equipment does cause harmful interference to radio or television reception, which can be determined by turning the equipment off and on, the user is encouraged to try to correct the interference by one or more of the following measures:

- Reorient or relocate the receiving antenna.
- Increase the separation between the equipment and receiver.
- Connect the equipment into an outlet on a circuit different from that to which the receiver is connected.
- Consult the dealer or an experienced radio/TV technician for help.

Changes or modifications not expressly approved by the party responsible for compliance could void the user's authority to operate the equipment.

Turn on the motorcycle power




1. Press the power button ” “when the smart key is within the operating range.
2. The controller will receive the signal from smart key. The buzzer will sound twice and the steering lever will be unlocked automatically when the smart key is authenticated.
3. The motorcycle power will be on and the speedometer will be turned on also after the steering lever is unlocked.
4. It is ready to start the engine.

Turn off the motorcycle power

1. Press the power button ” “when the smart key is within the operating range.
2. The controller will receive the signal from smart key. The buzzer will sound once and the power will be turned off when the smart key is authenticated.

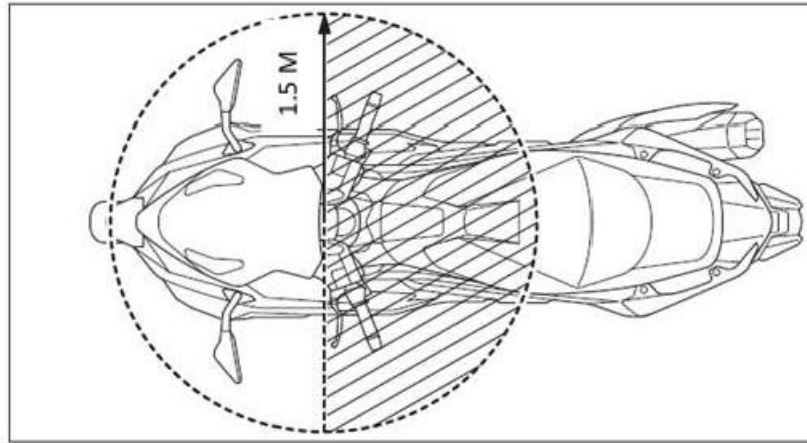
How to locking steering lever



1. After turn off the motorcycle power, turn the steering lever to the end of left.
2. Press and hold the “LOCK button” to lock the steering lever.
3. After sound once of buzzer, release the LOCK button.

Smart key operating range

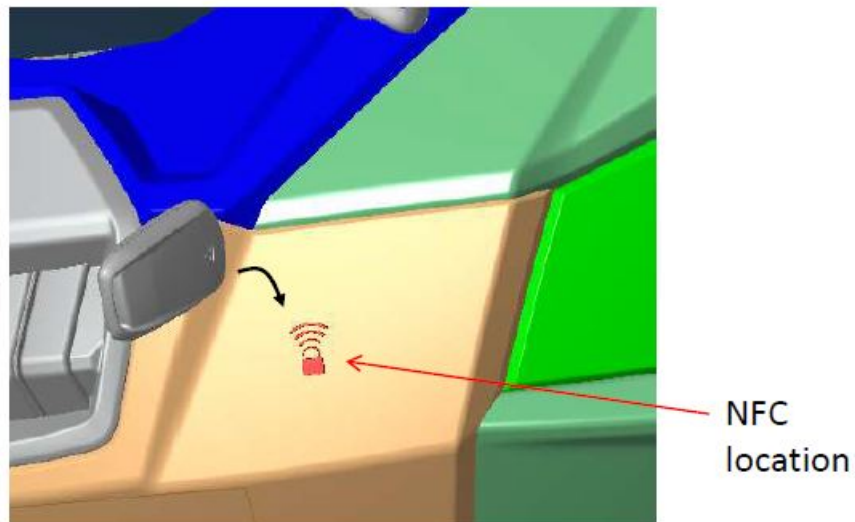
Remotely:0~1.5 m (as show right side)



Smart Key battery

Button cell battery :CR2032

Near-field communication(NFC):0~2.5cm The smart key close to the position on the motorcycle (as shown below location on the motorcycle right side) within 2.5cm



Button cell battery
CR2032

Specifications

Information on the equipment

Device name	SMART KEY Remote Host
Brand	Kwang Yang
Model No.	S300068900T
Manufacturer	Whetron Electronics CO.,LTD
Frequency of operation	Tx: 433.92MHz Rx: 125kHz
Type of modulation	Tx: FSK Rx: ASK
Operating voltage	3 Vdc
Antenna Type	PCB Antenna
Antenna Gain	N/A
Field strength	77.69 dBuV/m

